

Powersheds® Retail Price List 2025

Valid from 1st March 2025

PRICES SHOWN ON THIS PRICE LIST ARE BEFORE DISCOUNT.

CHECK THE BROCHURE OR OUR WEBSITE FOR CURRENT OFFERS.

| Powersheds® Apex Shed | | | | | | | | | | | |
|--|--|--|---|---|--|--------------------|-------------------------------|-------|--|-------|----------------------------------|
| FOUND A CHEAPER PRICE ELSEWHERE? PLEASE LET US KNOW AS WE GUARANTEE TO BEAT IT! | <i>Power Overlap Apex</i> | | <i>Power Shiplap Apex</i> | | <i>Power Premium Apex</i> | | | | | | |
| |  |  |  |  |  | | | | | | |
| | <i>Budget Friendly</i> | | <i>Most Loved - Power's Bestseller</i> | | <i>The Elite - Stronger, Thicker, Taller</i> | | | | | | |
| | > 10mm overlap cadding > 28x28mm framing > Rim lock & key > Golden brown wood preserver > 5'11" Eaves height | | > 12mm shiplap T&G cladding > 44x28mm framing > Rim lock & key > Golden brown wood preserver > 5'11" Eaves height | | > 12mm tanalised T&G cladding > 58x44mm framing > Extra secure cylinder lock & 5 keys > Pressure treated throughout > Extra Tall 6'2" Eaves Height | | Timber Base Kit | | EPDM Rubber Roof Upgrade From The Standard Felt Roof | | |
| <i>Size (Ft) = L x W (Gable)</i> | <i>Code</i> | <i>RRP inc VAT</i> | <i>Code</i> | <i>RRP inc VAT</i> | <i>Code</i> | <i>RRP inc VAT</i> | <i>Base Kit price inc VAT</i> | | <i>EPDM* Price inc VAT</i> | | <i>Size (Ft) = L x W (Gable)</i> |
| 4x4 | 44POA | £ 419 | 44PA | £ 494 | 44PREMPA | £ 669 | £ 74 | £ 129 | £ 129 | £ 129 | 4x4 |
| 4x6 | 46POA | £ 474 | 46PA | £ 589 | 46PREMPA | £ 799 | £ 124 | £ 164 | £ 164 | £ 164 | 4x6 |
| 4x8 | 48POA | £ 594 | 48PA | £ 744 | 48PREMPA | £ 969 | £ 144 | £ 179 | £ 179 | £ 179 | 4x8 |
| 4x10 | n/a | n/a | 410PA | £ 874 | 410PREMPA | £ 1,089 | £ 169 | £ 194 | £ 194 | £ 194 | 4x10 |
| 6x4 | 64POA | £ 469 | 64PA | £ 534 | 64PREMPA | £ 724 | £ 124 | £ 164 | £ 164 | £ 164 | 6x4 |
| 6x6 | 66POA | £ 554 | 66PA | £ 684 | 66PREMPA | £ 929 | £ 144 | £ 189 | £ 189 | £ 189 | 6x6 |
| 6x8 | 68POA | £ 734 | 68PA | £ 919 | 68PREMPA | £ 1,179 | £ 164 | £ 209 | £ 209 | £ 209 | 6x8 |
| 6x10 | n/a | n/a | 610PA | £ 1,059 | 610PREMPA | £ 1,319 | £ 184 | £ 229 | £ 229 | £ 229 | 6x10 |
| 8x4 | 84POA | £ 539 | 84PA | £ 659 | 84PREMPA | £ 889 | £ 134 | £ 184 | £ 184 | £ 184 | 8x4 |
| 7x5 | n/a | n/a | 75PA | £ 639 | 75PREMPA | £ 939 | £ 144 | £ 179 | £ 179 | £ 179 | 7x5 |
| 8x6 | 86POA | £ 609 | 86PA | £ 694 | 86PREMPA | £ 924 | £ 154 | £ 214 | £ 214 | £ 214 | 8x6 |
| 8x8 | 88POA | £ 814 | 88PA | £ 1,059 | 88PREMPA | £ 1,364 | £ 199 | £ 239 | £ 239 | £ 239 | 8x8 |
| 8x10 | n/a | n/a | 810PA | £ 1,239 | 810PREMPA | £ 1,504 | £ 234 | £ 289 | £ 289 | £ 289 | 8x10 |
| 10x4 | 104POA | £ 634 | 104PA | £ 764 | 104PREMPA | £ 1,029 | £ 164 | £ 199 | £ 199 | £ 199 | 10x4 |
| 10x6 | 106POA | £ 724 | 106PA | £ 854 | 106PREMPA | £ 1,159 | £ 199 | £ 234 | £ 234 | £ 234 | 10x6 |
| 10x8 | 108POA | £ 939 | 108PA | £ 1,229 | 108PREMPA | £ 1,574 | £ 219 | £ 289 | £ 289 | £ 289 | 10x8 |
| 10x10 | n/a | n/a | 1010PA | £ 1,434 | 1010PREMPA | £ 1,889 | £ 239 | £ 319 | £ 319 | £ 319 | 10x10 |
| 12x4 | 124POA | £ 714 | 124PA | £ 879 | 124PREMPA | £ 1,184 | £ 184 | £ 209 | £ 209 | £ 209 | 12x4 |
| 12x6 | 126POA | £ 854 | 126PA | £ 1,014 | 126PREMPA | £ 1,399 | £ 219 | £ 254 | £ 254 | £ 254 | 12x6 |
| 12x8 | 128POA | £ 1,064 | 128PA | £ 1,374 | 128PREMPA | £ 1,749 | £ 264 | £ 309 | £ 309 | £ 309 | 12x8 |
| 12x10 | n/a | n/a | 1210PA | £ 1,574 | 1210PREMPA | £ 2,014 | £ 284 | £ 349 | £ 349 | £ 349 | 12x10 |
| 14x4 | 144POA | £ 899 | 144PA | £ 1,029 | 144PREMPA | £ 1,384 | £ 219 | £ 229 | £ 229 | £ 229 | 14x4 |
| 14x6 | 146POA | £ 989 | 146PA | £ 1,174 | 146PREMPA | £ 1,589 | £ 264 | £ 299 | £ 299 | £ 299 | 14x6 |
| 14x8 | 148POA | £ 1,234 | 148PA | £ 1,549 | 148PREMPA | £ 2,014 | £ 284 | £ 339 | £ 339 | £ 339 | 14x8 |
| 14x10 | n/a | n/a | 1410PA | £ 1,934 | 1410PREMPA | £ 2,359 | £ 304 | £ 379 | £ 379 | £ 379 | 14x10 |
| 16x4 | 164POA | £ 1,034 | 164PA | £ 1,179 | 164PREMPA | £ 1,514 | £ 239 | £ 249 | £ 249 | £ 249 | 16x4 |
| 16x6 | 166POA | £ 1,089 | 166PA | £ 1,329 | 166PREMPA | £ 1,754 | £ 284 | £ 319 | £ 319 | £ 319 | 16x6 |
| 16x8 | 168POA | £ 1,359 | 168PA | £ 1,694 | 168PREMPA | £ 2,324 | £ 329 | £ 369 | £ 369 | £ 369 | 16x8 |
| 16x10 | n/a | n/a | 1610PA | £ 2,059 | 1610PREMPA | £ 2,474 | £ 349 | £ 419 | £ 419 | £ 419 | 16x10 |
| 18x4 | 184POA | £ 1,164 | 184PA | £ 1,309 | 184PREMPA | £ 1,724 | £ 284 | £ 259 | £ 259 | £ 259 | 18x4 |
| 18x6 | 186POA | £ 1,224 | 186PA | £ 1,454 | 186PREMPA | £ 1,919 | £ 329 | £ 339 | £ 339 | £ 339 | 18x6 |
| 18x8 | 188POA | £ 1,689 | 188PA | £ 2,009 | 188PREMPA | £ 2,544 | £ 349 | £ 399 | £ 399 | £ 399 | 18x8 |
| 18x10 | n/a | n/a | 1810PA | £ 2,269 | 1810PREMPA | £ 2,724 | £ 369 | £ 449 | £ 449 | £ 449 | 18x10 |
| 20x4 | 204POA | £ 1,269 | 204PA | £ 1,434 | 204PREMPA | £ 1,859 | £ 304 | £ 294 | £ 294 | £ 294 | 20x4 |
| 20x6 | 206POA | £ 1,334 | 206PA | £ 1,569 | 206PREMPA | £ 2,159 | £ 349 | £ 359 | £ 359 | £ 359 | 20x6 |
| 20x8 | 208POA | £ 1,839 | 208PA | £ 2,154 | 208PREMPA | £ 2,734 | £ 384 | £ 429 | £ 429 | £ 429 | 20x8 |
| 20x10 | n/a | n/a | 2010PA | £ 2,459 | 2010PREMPA | £ 2,884 | £ 404 | £ 499 | £ 499 | £ 499 | 20x10 |
| Change to windowless OR reduce number of 4ft window sections. | | | FREE | | Change to 3' 6" double doors from standard 2'6" single. (Not available on the 7x5') | | | £ | | 50 | |

Powersheds® Pent Shed

| | Power Overlap Pent | | Power Shiplap Pent | | Power Premium Pent | | | | |
|---|---|--------------------|--|--------------------|---|--------------------|---|---|----------------------------------|
| <p>FOUND A CHEAPER PRICE ELSEWHERE?</p> <p>PLEASE LET US KNOW AS WE GUARANTEE TO BEAT IT!</p> |  | |  | |  | |  |  | |
| | Budget Friendly | | Most Loved - Power's Bestseller | | The Elite - Stronger, Thicker, Taller | | | | |
| | <ul style="list-style-type: none"> > 10mm overlap cadding > 28x28mm framing > Rim lock & key > Golden brown wood preserver > 5'11" Eaves height | | <ul style="list-style-type: none"> > 12mm shiplap T&G cladding > 44x28mm framing > Rim lock & key > Golden brown wood preserver > 5'11" Eaves height | | <ul style="list-style-type: none"> > 12mm tanalised T&G cladding > 58x44mm framing > Extra secure cylinder lock & 5 keys > Pressure treated throughout > Extra Tall 6'2" Eaves Height | | | | |
| | | | | | | | Timber Base Kit | EPDM Rubber Roof Upgrade From The Standard Felt Roof | |
| Size (Ft) = L x W (Gable) | Code | RRP inc VAT | Code | RRP inc VAT | Code | RRP inc VAT | Base Kit price inc VAT | EPDM* Price inc VAT | Size (Ft) = L x W (Gable) |
| 4x4 | 44POP | £ 419 | 44PP | £ 494 | 44PREMPP | £ 669 | £ 74 | £ 129 | 4x4 |
| 4x6 | 46POP | £ 474 | 46PP | £ 589 | 46PREMPP | £ 799 | £ 124 | £ 164 | 4x6 |
| 4x8 | 48POP | £ 594 | 48PP | £ 744 | 48PREMPP | £ 969 | £ 144 | £ 179 | 4x8 |
| 6x4 | 64POP | £ 469 | 64PP | £ 534 | 64PREMPP | £ 724 | £ 124 | £ 164 | 6x4 |
| 6x6 | 66POP | £ 554 | 66PP | £ 684 | 66PREMPP | £ 929 | £ 144 | £ 189 | 6x6 |
| 6x8 | 68POP | £ 734 | 68PP | £ 919 | 68PREMPP | £ 1,179 | £ 164 | £ 209 | 6x8 |
| 8x4 | 84POP | £ 539 | 84PP | £ 659 | 84PREMPP | £ 889 | £ 134 | £ 184 | 8x4 |
| 7x5 | n/a | n/a | 75PP | £ 639 | 75PREMPP | £ 939 | £ 144 | £ 179 | 7x5 |
| 8x6 | 86POP | £ 609 | 86PP | £ 694 | 86PREMPP | £ 924 | £ 154 | £ 214 | 8x6 |
| 8x8 | 88POP | £ 814 | 88PP | £ 1,059 | 88PREMPP | £ 1,364 | £ 199 | £ 239 | 8x8 |
| 10x4 | 104POP | £ 634 | 104PP | £ 764 | 104PREMPP | £ 1,029 | £ 164 | £ 199 | 10x4 |
| 10x6 | 106POP | £ 724 | 106PP | £ 854 | 106PREMPP | £ 1,159 | £ 199 | £ 234 | 10x6 |
| 10x8 | 108POP | £ 939 | 108PP | £ 1,229 | 108PREMPP | £ 1,574 | £ 219 | £ 289 | 10x8 |
| 12x4 | 124POP | £ 714 | 124PP | £ 879 | 124PREMPP | £ 1,184 | £ 184 | £ 209 | 12x4 |
| 12x6 | 126POP | £ 854 | 126PP | £ 1,014 | 126PREMPP | £ 1,399 | £ 219 | £ 254 | 12x6 |
| 12x8 | 128POP | £ 1,064 | 128PP | £ 1,374 | 128PREMPP | £ 1,749 | £ 264 | £ 309 | 12x8 |
| 14x4 | 144POP | £ 899 | 144PP | £ 1,029 | 144PREMPP | £ 1,384 | £ 219 | £ 229 | 14x4 |
| 14x6 | 146POP | £ 989 | 146PP | £ 1,174 | 146PREMPP | £ 1,589 | £ 264 | £ 299 | 14x6 |
| 14x8 | 148POP | £ 1,234 | 148PP | £ 1,549 | 148PREMPP | £ 2,014 | £ 284 | £ 339 | 14x8 |
| 16x4 | 164POP | £ 1,034 | 164PP | £ 1,179 | 164PREMPP | £ 1,514 | £ 239 | £ 249 | 16x4 |
| 16x6 | 166POP | £ 1,089 | 166PP | £ 1,329 | 166PREMPP | £ 1,754 | £ 284 | £ 319 | 16x6 |
| 16x8 | 168POP | £ 1,359 | 168PP | £ 1,694 | 168PREMPP | £ 2,324 | £ 329 | £ 369 | 16x8 |
| 18x4 | 184POP | £ 1,164 | 184PP | £ 1,309 | 184PREMPP | £ 1,724 | £ 284 | £ 259 | 18x4 |
| 18x6 | 186POP | £ 1,224 | 186PP | £ 1,454 | 186PREMPP | £ 1,919 | £ 329 | £ 339 | 18x6 |
| 18x8 | 188POP | £ 1,689 | 188PP | £ 2,009 | 188PREMPP | £ 2,544 | £ 349 | £ 399 | 18x8 |
| 20x4 | 204POP | £ 1,269 | 204PP | £ 1,434 | 204PREMPP | £ 1,859 | £ 304 | £ 294 | 20x4 |
| 20x6 | 206POP | £ 1,334 | 206PP | £ 1,569 | 206PREMPP | £ 2,159 | £ 349 | £ 359 | 20x6 |
| 20x8 | 208POP | £ 1,839 | 208PP | £ 2,154 | 208PREMPP | £ 2,734 | £ 384 | £ 429 | 20x8 |
| Change to windowless OR reduce number of 4ft window sections. | | | FREE | | Change to 3' 6" double doors from standard 2'6" single. (Not available on the 7x5') | | | £ | 50 |

Powersheds® Retail Price List 2025

Valid from 1st March 2025

PRICES SHOWN ON THIS PRICE LIST ARE BEFORE DISCOUNT.
CHECK THE BROCHURE OR OUR WEBSITE FOR CURRENT OFFERS.

Powersheds® Security Apex (Slim Security Style Windows , A More Secure Lock & Security Screws On The Hinges)

| | | <i>Power Security Apex</i> | | <i>Power Premium Security Apex</i> | | | | | | | |
|---|----------|---|--------------|--|--|--|------------------------|---|---------------------------|---|--|
| <p>FOUND A CHEAPER PRICE ELSEWHERE? PLEASE LET US KNOW AS WE GUARANTEE TO BEAT IT!</p> | |  | |  | | | |  | |  | |
| | | <ul style="list-style-type: none"> > Extra secure cylinder lock & 5 keys > Security screws on the hinges > 12mm shiplap T&G cladding > 44x28mm framing > 12mm T&G floor and roof > Golden brown wood preserver > 5'11" Eaves height | | <ul style="list-style-type: none"> > Extra secure cylinder lock & 5 keys > Security screws on the hinges > 12mm tanalised T&G cladding > 58x44mm framing > 12mm T&G floor and roof > Pressure Treated > Extra Tall 6'2" Eaves Height | | | | <p>Timber Base Kit</p> | | <p>EPDM Rubber Roof Upgrade From The Standard Felt Roof</p> | |
| Size (Ft) = L x W (Gable) | Code | RRP inc VAT | Code | RRP inc VAT | | | Base Kit price inc VAT | EPDM* Price inc VAT | Size (Ft) = L x W (Gable) | | |
| 4x4 | 44PASS | £ 574 | 44PREMPASS | £ 774 | | | £ 74 | £ 129 | 4x4 | | |
| 4x6 | 46PASS | £ 684 | 46PREMPASS | £ 809 | | | £ 124 | £ 164 | 4x6 | | |
| 4x8 | 48PASS | £ 854 | 48PREMPASS | £ 1,024 | | | £ 144 | £ 179 | 4x8 | | |
| 4x10 | 410PASS | £ 929 | 410PREMPASS | £ 1,239 | | | £ 169 | £ 194 | 4x10 | | |
| 6x4 | 64PASS | £ 604 | 64PREMPASS | £ 864 | | | £ 124 | £ 164 | 6x4 | | |
| 6x6 | 66PASS | £ 769 | 66PREMPASS | £ 1,064 | | | £ 144 | £ 189 | 6x6 | | |
| 6x8 | 68PASS | £ 1,044 | 68PREMPASS | £ 1,314 | | | £ 164 | £ 209 | 6x8 | | |
| 6x10 | 610PASS | £ 1,114 | 610PREMPASS | £ 1,474 | | | £ 184 | £ 229 | 6x10 | | |
| 8x4 | 84PASS | £ 744 | 84PREMPASS | £ 1,049 | | | £ 134 | £ 184 | 8x4 | | |
| 7x5 | 75PASS | £ 714 | 75PREMPASS | £ 1,094 | | | £ 144 | £ 179 | 7x5 | | |
| 8x6 | 86PASS | £ 764 | 86PREMPASS | £ 1,279 | | | £ 154 | £ 214 | 8x6 | | |
| 8x8 | 88PASS | £ 1,204 | 88PREMPASS | £ 1,549 | | | £ 199 | £ 239 | 8x8 | | |
| 8x10 | 810PASS | £ 1,294 | 810PREMPASS | £ 1,664 | | | £ 234 | £ 289 | 8x10 | | |
| 10x4 | 104PASS | £ 854 | 104PREMPASS | £ 1,184 | | | £ 164 | £ 199 | 10x4 | | |
| 10x6 | 106PASS | £ 949 | 106PREMPASS | £ 1,334 | | | £ 199 | £ 234 | 10x6 | | |
| 10x8 | 108PASS | £ 1,354 | 108PREMPASS | £ 1,549 | | | £ 219 | £ 289 | 10x8 | | |
| 10x10 | 1010PASS | £ 1,499 | 1010PREMPASS | £ 2,074 | | | £ 239 | £ 319 | 10x10 | | |
| 12x4 | 124PASS | £ 984 | 124PREMPASS | £ 1,169 | | | £ 184 | £ 209 | 12x4 | | |
| 12x6 | 126PASS | £ 1,124 | 126PREMPASS | £ 1,504 | | | £ 219 | £ 254 | 12x6 | | |
| 12x8 | 128PASS | £ 1,544 | 128PREMPASS | £ 1,829 | | | £ 264 | £ 309 | 12x8 | | |
| 12x10 | 1210PASS | £ 1,644 | 1210PREMPASS | £ 2,229 | | | £ 284 | £ 349 | 12x10 | | |
| 14x4 | 144PASS | £ 1,144 | 144PREMPASS | £ 1,464 | | | £ 219 | £ 229 | 14x4 | | |
| 14x6 | 146PASS | £ 1,304 | 146PREMPASS | £ 1,719 | | | £ 264 | £ 299 | 14x6 | | |
| 14x8 | 148PASS | £ 1,744 | 148PREMPASS | £ 2,209 | | | £ 284 | £ 339 | 14x8 | | |
| 14x10 | 1410PASS | £ 2,009 | 1410PREMPASS | £ 2,509 | | | £ 304 | £ 379 | 14x10 | | |
| 16x4 | 164PASS | £ 1,254 | 164PREMPASS | £ 1,589 | | | £ 239 | £ 249 | 16x4 | | |
| 16x6 | 166PASS | £ 1,469 | 166PREMPASS | £ 1,864 | | | £ 284 | £ 319 | 16x6 | | |
| 16x8 | 168PASS | £ 1,904 | 168PREMPASS | £ 2,414 | | | £ 329 | £ 369 | 16x8 | | |
| 16x10 | 1610PASS | £ 2,154 | 1610PREMPASS | £ 2,679 | | | £ 349 | £ 419 | 16x10 | | |
| 18x4 | 184PASS | £ 1,399 | 184PREMPASS | £ 1,739 | | | £ 284 | £ 259 | 18x4 | | |
| 18x6 | 186PASS | £ 1,609 | 186PREMPASS | £ 2,044 | | | £ 329 | £ 339 | 18x6 | | |
| 18x8 | 188PASS | £ 2,249 | 188PREMPASS | £ 2,674 | | | £ 349 | £ 399 | 18x8 | | |
| 18x10 | 1810PASS | £ 2,359 | 1810PREMPASS | £ 2,939 | | | £ 369 | £ 449 | 18x10 | | |
| 20x4 | 204PASS | £ 1,534 | 204PREMPASS | £ 1,899 | | | £ 304 | £ 294 | 20x4 | | |
| 20x6 | 206PASS | £ 1,734 | 206PREMPASS | £ 2,374 | | | £ 349 | £ 359 | 20x6 | | |
| 20x8 | 208PASS | £ 2,409 | 208PREMPASS | £ 2,859 | | | £ 384 | £ 429 | 20x8 | | |
| 20x10 | 2010PASS | £ 2,504 | 2010PREMPASS | £ 3,109 | | | £ 404 | £ 499 | 20x10 | | |

Change to windowless OR reduce number of 4ft window sections.


FREE

Change to 3' 6" double doors from standard 2'6" single. (Not available on the 7x5)

£

50

Powersheds® Security Pent (Slim Security Style Windows , A More Secure Lock & Security Screws On The Hinges)

| | | <i>Power Security Pent</i> | | <i>Power Premium Security Pent</i> | | | | | | | |
|--|-------------|---|-------|--|--------------------|-------|-------------------------------|---|----------------------------|---|----------------------------------|
| <p>FOUND A CHEAPER PRICE ELSEWHERE? PLEASE LET US KNOW AS WE GUARANTEE TO BEAT IT!</p> | |  | |  | | | |  | |  | |
| | | <ul style="list-style-type: none"> > Extra secure cylinder lock & 5 keys > Security screws on the hinges > 12mm shiplap T&G cladding > 44x28mm framing > 12mm T&G floor and roof > Golden brown wood preserver > 5'11" Eaves height | | <ul style="list-style-type: none"> > Extra secure cylinder lock & 5 keys > Security screws on the hinges > 12mm tanalised T&G cladding > 58x44mm framing > 12mm T&G floor and roof > Pressure Treated > Extra Tall 6'2" Eaves Height | | | | <p>Timber Base Kit</p> | | <p>EPDM Rubber Roof Upgrade From The Standard Felt Roof</p> | |
| <i>Size (Ft) = L x W (Gable)</i> | <i>Code</i> | <i>RRP inc VAT</i> | | <i>Code</i> | <i>RRP inc VAT</i> | | <i>Base Kit price inc VAT</i> | | <i>EPDM* Price inc VAT</i> | | <i>Size (Ft) = L x W (Gable)</i> |
| 4x4 | 44PPSS | £ | 574 | 44PREMPPSS | £ | 774 | £ | 74 | £ | 129 | 4x4 |
| 4x6 | 46PPSS | £ | 684 | 46PREMPPSS | £ | 809 | £ | 124 | £ | 164 | 4x6 |
| 4x8 | 48PPSS | £ | 854 | 48PREMPPSS | £ | 1,024 | £ | 144 | £ | 179 | 4x8 |
| 6x4 | 64PPSS | £ | 604 | 64PREMPPSS | £ | 864 | £ | 124 | £ | 164 | 6x4 |
| 6x6 | 66PPSS | £ | 769 | 66PREMPPSS | £ | 1,064 | £ | 144 | £ | 189 | 6x6 |
| 6x8 | 68PPSS | £ | 1,044 | 68PREMPPSS | £ | 1,314 | £ | 164 | £ | 209 | 6x8 |
| 8x4 | 84PPSS | £ | 744 | 84PREMPPSS | £ | 1,049 | £ | 134 | £ | 184 | 8x4 |
| 7x5 | 75PPSS | £ | 714 | 75PREMPPSS | £ | 1,094 | £ | 144 | £ | 179 | 7x5 |
| 8x6 | 86PPSS | £ | 764 | 86PREMPPSS | £ | 1,279 | £ | 154 | £ | 214 | 8x6 |
| 8x8 | 88PPSS | £ | 1,204 | 88PREMPPSS | £ | 1,549 | £ | 199 | £ | 239 | 8x8 |
| 10x4 | 104PPSS | £ | 854 | 104PREMPPSS | £ | 1,184 | £ | 164 | £ | 199 | 10x4 |
| 10x6 | 106PPSS | £ | 949 | 106PREMPPSS | £ | 1,334 | £ | 199 | £ | 234 | 10x6 |
| 10x8 | 108PPSS | £ | 1,354 | 108PREMPPSS | £ | 1,549 | £ | 219 | £ | 289 | 10x8 |
| 12x4 | 124PPSS | £ | 984 | 124PREMPPSS | £ | 1,169 | £ | 184 | £ | 209 | 12x4 |
| 12x6 | 126PPSS | £ | 1,124 | 126PREMPPSS | £ | 1,504 | £ | 219 | £ | 254 | 12x6 |
| 12x8 | 128PPSS | £ | 1,544 | 128PREMPPSS | £ | 1,829 | £ | 264 | £ | 309 | 12x8 |
| 14x4 | 144PPSS | £ | 1,144 | 144PREMPPSS | £ | 1,464 | £ | 219 | £ | 229 | 14x4 |
| 14x6 | 146PPSS | £ | 1,304 | 146PREMPPSS | £ | 1,719 | £ | 264 | £ | 299 | 14x6 |
| 14x8 | 148PPSS | £ | 1,744 | 148PREMPPSS | £ | 2,209 | £ | 284 | £ | 339 | 14x8 |
| 16x4 | 164PPSS | £ | 1,254 | 164PREMPPSS | £ | 1,589 | £ | 239 | £ | 249 | 16x4 |
| 16x6 | 166PPSS | £ | 1,469 | 166PREMPPSS | £ | 1,864 | £ | 284 | £ | 319 | 16x6 |
| 16x8 | 168PPSS | £ | 1,904 | 168PREMPPSS | £ | 2,414 | £ | 329 | £ | 369 | 16x8 |
| 18x4 | 184PPSS | £ | 1,399 | 184PREMPPSS | £ | 1,739 | £ | 284 | £ | 259 | 18x4 |
| 18x6 | 186PPSS | £ | 1,609 | 186PREMPPSS | £ | 2,044 | £ | 329 | £ | 339 | 18x6 |
| 18x8 | 188PPSS | £ | 2,249 | 188PREMPPSS | £ | 2,674 | £ | 349 | £ | 399 | 18x8 |
| 20x4 | 204PPSS | £ | 1,534 | 204PREMPPSS | £ | 1,899 | £ | 304 | £ | 294 | 20x4 |
| 20x6 | 206PPSS | £ | 1,734 | 206PREMPPSS | £ | 2,374 | £ | 349 | £ | 359 | 20x6 |
| 20x8 | 208PPSS | £ | 2,409 | 208PREMPPSS | £ | 2,859 | £ | 384 | £ | 429 | 20x8 |
| Change to windowless OR reduce number of 4ft window sections. | | FREE | | Change to 3' 6" double doors from standard 2'6" single. (Not available on the 7x5') | | £ | | 50 | | | |

Powersheds® Apex Potting Shed

| Power Apex Potting Shed | | Premium Apex Potting Shed | | | | | | |
|--|---------|---|-------------|-------------|--|---|---|---------------------------|
| <p>FOUND A CHEAPER PRICE ELSEWHERE? PLEASE LET US KNOW AS WE GUARANTEE TO BEAT IT!</p>  | |  | | | |  |  | |
| <p>> 12mm shiplap T&G cladding > 44x28mm framing > 12mm T&G floor and roof > Golden brown wood preserver > 5'11" Eaves height > Internal staging included as standard</p> | | <p>> 12mm tanalised T&G cladding > 58x44mm framing > 12mm T&G floor and roof > Pressure Treated > Extra Tall 6'2" Eaves Height > Internal staging included as standard</p> | | | | <p>Timber Base Kit</p> | <p>EPDM Rubber Roof Upgrade From The Standard Felt Roof</p> | |
| Size (Ft) = L x W (Gable) | Code | RRP inc VAT | Code | RRP inc VAT | | Base Kit price inc VAT | EPDM* Price inc VAT | Size (Ft) = L x W (Gable) |
| 4x4 # | 44PAPS | £ 579 | 44PREMPAPS | £ 779 | | £ 74 | £ 129 | 4x4 # |
| 6x4 # | 64PAPS | £ 694 | 64PREMPAPS | £ 989 | | £ 124 | £ 164 | 6x4 # |
| 8x4 # | 84PAPS | £ 829 | 84PREMPAPS | £ 1,139 | | £ 134 | £ 184 | 8x4 # |
| 10x4 # | 104PAPS | £ 979 | 104PREMPAPS | £ 1,339 | | £ 164 | £ 199 | 10x4 # |
| 12x4 # | 124PAPS | £ 1,089 | 124PREMPAPS | £ 1,489 | | £ 184 | £ 209 | 12x4 # |
| 14x4 # | 144PAPS | £ 1,239 | 144PREMPAPS | £ 1,704 | | £ 219 | £ 229 | 14x4 # |
| 16x4 # | 164PAPS | £ 1,354 | 164PREMPAPS | £ 1,849 | | £ 239 | £ 249 | 16x4 # |
| 18x4 # | 184PAPS | £ 1,499 | 184PREMPAPS | £ 2,054 | | £ 284 | £ 259 | 18x4 # |
| 20x4 # | 204PAPS | £ 1,614 | 204PREMPAPS | £ 2,214 | | £ 304 | £ 294 | 20x4 # |
| 4x6 | 46PAPS | £ 709 | 46PREMPAPS | £ 1,014 | | £ 124 | £ 164 | 4x6 |
| 6x6 | 66PAPS | £ 819 | 66PREMPAPS | £ 1,199 | | £ 144 | £ 189 | 6x6 |
| 8x6 | 86PAPS | £ 944 | 86PREMPAPS | £ 1,369 | | £ 154 | £ 214 | 8x6 |
| 10x6 | 106PAPS | £ 1,099 | 106PREMPAPS | £ 1,599 | | £ 199 | £ 234 | 10x6 |
| 12x6 | 126PAPS | £ 1,244 | 126PREMPAPS | £ 1,809 | | £ 219 | £ 254 | 12x6 |
| 14x6 | 146PAPS | £ 1,429 | 146PREMPAPS | £ 2,014 | | £ 264 | £ 299 | 14x6 |
| 16x6 | 166PAPS | £ 1,559 | 166PREMPAPS | £ 2,174 | | £ 284 | £ 319 | 16x6 |
| 18x6 | 186PAPS | £ 1,719 | 186PREMPAPS | £ 2,399 | | £ 329 | £ 339 | 18x6 |
| 20x6 | 206PAPS | £ 1,879 | 206PREMPAPS | £ 2,739 | | £ 349 | £ 359 | 20x6 |
| 4x8 | 48PAPS | £ 814 | 48PREMPAPS | £ 1,154 | | £ 144 | £ 179 | 4x8 |
| 6x8 | 68PAPS | £ 1,019 | 68PREMPAPS | £ 1,439 | | £ 164 | £ 209 | 6x8 |
| 8x8 | 88PAPS | £ 1,174 | 88PREMPAPS | £ 1,649 | | £ 199 | £ 239 | 8x8 |
| 10x8 | 108PAPS | £ 1,374 | 108PREMPAPS | £ 1,924 | | £ 219 | £ 289 | 10x8 |
| 12x8 | 128PAPS | £ 1,524 | 128PREMPAPS | £ 2,129 | | £ 264 | £ 309 | 12x8 |
| 14x8 | 148PAPS | £ 1,734 | 148PREMPAPS | £ 2,429 | | £ 284 | £ 339 | 14x8 |
| 16x8 | 168PAPS | £ 1,889 | 168PREMPAPS | £ 2,779 | | £ 329 | £ 369 | 16x8 |
| 18x8 | 188PAPS | £ 2,234 | 188PREMPAPS | £ 3,054 | | £ 349 | £ 399 | 18x8 |
| 20x8 | 208PAPS | £ 2,394 | 208PREMPAPS | £ 3,269 | | £ 384 | £ 429 | 20x8 |

| | | | | |
|---|------|---|---|----|
| Change to windowless OR reduce number of 4ft window sections. | FREE | Change to 3' 6" double doors from standard 2'6" single. | £ | 50 |
|---|------|---|---|----|

note - on 4ft deep potting sheds, the staging may intrude into the door opening so may need re-positioning

Powersheds® Pent Potting Shed

| | | <i>Power Pent Potting Shed</i> | | <i>Premium Pent Potting Shed</i> | | | | | | | |
|---|-------------|--|-------|---|--------------------|-------|-------------------------------|---|----------------------------|---|----------------------------------|
| <p>FOUND A CHEAPER PRICE ELSEWHERE? PLEASE LET US KNOW AS WE GUARANTEE TO BEAT IT!</p> | |  | |  | | | |  | |  | |
| | | <p>> 12mm shiplap T&G cladding > 44x28mm framing > 12mm T&G floor and roof > Golden brown wood preserver > 5'11" Eaves height > Internal staging included as standard</p> | | <p>> 12mm tanalised T&G cladding > 58x44mm framing > 12mm T&G floor and roof > Pressure Treated > Extra Tall 6'2" Eaves Height > Internal staging included as standard</p> | | | | <p>Timber Base Kit</p> | | <p>EPDM Rubber Roof Upgrade From The Standard Felt Roof</p> | |
| <i>Size (Ft) = L x W (Gable)</i> | <i>Code</i> | <i>RRP inc VAT</i> | | <i>Code</i> | <i>RRP inc VAT</i> | | <i>Base Kit price inc VAT</i> | | <i>EPDM* Price inc VAT</i> | | <i>Size (Ft) = L x W (Gable)</i> |
| 4x4 # | 44PPPS | £ | 579 | 44PREMPPPS | £ | 779 | £ | 74 | £ | 129 | 4x4 # |
| 6x4 # | 64PPPS | £ | 694 | 64PREMPPPS | £ | 989 | £ | 124 | £ | 164 | 6x4 # |
| 8x4 # | 84PPPS | £ | 829 | 84PREMPPPS | £ | 1,139 | £ | 134 | £ | 184 | 8x4 # |
| 10x4 # | 104PPPS | £ | 979 | 104PREMPPPS | £ | 1,339 | £ | 164 | £ | 199 | 10x4 # |
| 12x4 # | 124PPPS | £ | 1,089 | 124PREMPPPS | £ | 1,489 | £ | 184 | £ | 209 | 12x4 # |
| 14x4 # | 144PPPS | £ | 1,239 | 144PREMPPPS | £ | 1,704 | £ | 219 | £ | 229 | 14x4 # |
| 16x4 # | 164PPPS | £ | 1,354 | 164PREMPPPS | £ | 1,849 | £ | 239 | £ | 249 | 16x4 # |
| 18x4 # | 184PPPS | £ | 1,499 | 184PREMPPPS | £ | 2,054 | £ | 284 | £ | 259 | 18x4 # |
| 20x4 # | 204PPPS | £ | 1,614 | 204PREMPPPS | £ | 2,214 | £ | 304 | £ | 294 | 20x4 # |
| 4x6 | 46PPPS | £ | 709 | 46PREMPPPS | £ | 1,014 | £ | 124 | £ | 164 | 4x6 |
| 6x6 | 66PPPS | £ | 819 | 66PREMPPPS | £ | 1,199 | £ | 144 | £ | 189 | 6x6 |
| 8x6 | 86PPPS | £ | 944 | 86PREMPPPS | £ | 1,369 | £ | 154 | £ | 214 | 8x6 |
| 10x6 | 106PPPS | £ | 1,099 | 106PREMPPPS | £ | 1,599 | £ | 199 | £ | 234 | 10x6 |
| 12x6 | 126PPPS | £ | 1,244 | 126PREMPPPS | £ | 1,809 | £ | 219 | £ | 254 | 12x6 |
| 14x6 | 146PPPS | £ | 1,429 | 146PREMPPPS | £ | 2,014 | £ | 264 | £ | 299 | 14x6 |
| 16x6 | 166PPPS | £ | 1,559 | 166PREMPPPS | £ | 2,174 | £ | 284 | £ | 319 | 16x6 |
| 18x6 | 186PPPS | £ | 1,719 | 186PREMPPPS | £ | 2,399 | £ | 329 | £ | 339 | 18x6 |
| 20x6 | 206PPPS | £ | 1,879 | 206PREMPPPS | £ | 2,739 | £ | 349 | £ | 359 | 20x6 |
| 4x8 | 48PPPS | £ | 814 | 48PREMPPPS | £ | 1,154 | £ | 144 | £ | 179 | 4x8 |
| 6x8 | 68PPPS | £ | 1,019 | 68PREMPPPS | £ | 1,439 | £ | 164 | £ | 209 | 6x8 |
| 8x8 | 88PPPS | £ | 1,174 | 88PREMPPPS | £ | 1,649 | £ | 199 | £ | 239 | 8x8 |
| 10x8 | 108PPPS | £ | 1,374 | 108PREMPPPS | £ | 1,924 | £ | 219 | £ | 289 | 10x8 |
| 12x8 | 128PPPS | £ | 1,524 | 128PREMPPPS | £ | 2,129 | £ | 264 | £ | 309 | 12x8 |
| 14x8 | 148PPPS | £ | 1,734 | 148PREMPPPS | £ | 2,429 | £ | 284 | £ | 339 | 14x8 |
| 16x8 | 168PPPS | £ | 1,889 | 168PREMPPPS | £ | 2,779 | £ | 329 | £ | 369 | 16x8 |
| 18x8 | 188PPPS | £ | 2,234 | 188PREMPPPS | £ | 3,054 | £ | 349 | £ | 399 | 18x8 |
| 20x8 | 208PPPS | £ | 2,394 | 208PREMPPPS | £ | 3,269 | £ | 384 | £ | 429 | 20x8 |

| | | | | |
|---|------|---|---|----|
| Change to windowless OR reduce number of 4ft window sections. | FREE | Change to 3' 6" double doors from standard 2'6" single. | £ | 50 |
|---|------|---|---|----|




note - on 4ft deep potting sheds, the staging may intrude into the door opening so may need re-positioning

Powersheds® Bike Shed

| | | Power Apex Bike Shed | | Power Pent Bike Shed | | | | | | | |
|--|-------|---|--------|---|--|--|------------------------|---|---------------------------|---|--|
| <p>FOUND A CHEAPER PRICE ELSEWHERE? PLEASE LET US KNOW AS WE GUARANTEE TO BEAT IT!</p> | |  | |  | | | |  | |  | |
| | | <p>> 4'10" extra wide double doors > 12mm shiplap T&G cladding > 44x28mm framing > 12mm T&G floor and roof > Golden brown wood preserver > 4'9" Eaves height</p> | | <p>> 4'10" extra wide double doors > 12mm shiplap T&G cladding > 44x28mm framing > 12mm T&G floor and roof > Golden brown wood preserver > 4'9" Eaves height > Doors can be positioned on either the high or low side.</p> | | | | <p>Timber Base Kit</p> | | <p>EPDM Rubber Roof Upgrade From The Standard Felt Roof</p> | |
| Size (Ft) = L x W (Gable) | Code | RRP inc VAT | Code | RRP inc VAT | | | Base Kit price inc VAT | EPDM* Price inc VAT | Size (Ft) = L x W (Gable) | | |
| 2x6 | 26PAB | £ 404 | n/a | n/a | | | £ 84 | £ 109 | 2x6 | | |
| 3x6 | 36PAB | £ 459 | n/a | n/a | | | £ 99 | £ 114 | 3x6 | | |
| 4x6 | 46PAB | £ 479 | n/a | n/a | | | £ 124 | £ 164 | 4x6 | | |
| 6x2 | n/a | n/a | 62PPB | £ 409 | | | £ 84 | £ 119 | 6x2 | | |
| 6x3 | n/a | n/a | 63PPB | £ 484 | | | £ 99 | £ 124 | 6x3 | | |
| 6x4 | n/a | n/a | 64PPB | £ 514 | | | £ 124 | £ 164 | 6x4 | | |
| 6x5 | n/a | n/a | 65PPB | £ 599 | | | £ 134 | £ 159 | 6x5 | | |
| 6x6 | n/a | n/a | 66PPB | £ 619 | | | £ 144 | £ 189 | 6x6 | | |
| 8x2 | n/a | n/a | 82PPB | £ 484 | | | £ 124 | £ 129 | 8x2 | | |
| 8x3 | n/a | n/a | 83PPB | £ 569 | | | £ 129 | £ 149 | 8x3 | | |
| 8x4 | n/a | n/a | 84PPB | £ 609 | | | £ 134 | £ 184 | 8x4 | | |
| 8x5 | n/a | n/a | 85PPB | £ 704 | | | £ 144 | £ 199 | 8x5 | | |
| 8x6 | n/a | n/a | 86PPB | £ 714 | | | £ 154 | £ 214 | 8x6 | | |
| 10x2 | n/a | n/a | 102PPB | £ 544 | | | £ 134 | £ 154 | 10x2 | | |
| 10x3 | n/a | n/a | 103PPB | £ 629 | | | £ 149 | £ 179 | 10x3 | | |
| 10x4 | n/a | n/a | 104PPB | £ 689 | | | £ 164 | £ 199 | 10x4 | | |
| 10x5 | n/a | n/a | 105PPB | £ 789 | | | £ 184 | £ 199 | 10x5 | | |
| 10x6 | n/a | n/a | 106PPB | £ 849 | | | £ 199 | £ 234 | 10x6 | | |



| Powersheds® Storage Shed | | | | | | | | | | | |
|---|-----------|---|-----|--|-------------|-------|------------------------|---|---------------------|---------------------------|------|
| | | Power Apex Storage Shed | | Power Pent Storage Shed | | | | | | | |
| <p>FOUND A CHEAPER PRICE ELSEWHERE?</p> <p>PLEASE LET US KNOW AS WE GUARANTEE TO BEAT IT!</p> | |  | |  | | | |   | | | |
| | | <ul style="list-style-type: none"> > 4'10" extra wide double doors > 12mm shiplap T&G cladding > 44x28mm framing > 12mm T&G floor and roof > Golden brown wood preserver > 5'11" Eaves height | | <ul style="list-style-type: none"> > 4'10" extra wide double doors > 12mm shiplap T&G cladding > 44x28mm framing > 12mm T&G floor and roof > Golden brown wood preserver > 5'11" Eaves height > Doors can be positioned on either the high or low side | | | | <p>Timber Base Kit</p> <p>EPDM Rubber Roof Upgrade From The Standard Felt Roof</p> | | | |
| Size (Ft) = L x W (Gable) | Code | RRP inc VAT | | Code | RRP inc VAT | | Base Kit price inc VAT | | EPDM* Price inc VAT | Size (Ft) = L x W (Gable) | |
| 2x6 | 26PASTORE | £ | 519 | n/a | n/a | | £ | 84 | £ | 109 | 2x6 |
| 3x6 | 36PASTORE | £ | 559 | n/a | n/a | | £ | 99 | £ | 114 | 3x6 |
| 4x6 | 46PASTORE | £ | 619 | n/a | n/a | | £ | 124 | £ | 164 | 4x6 |
| 5x6 | 56PASTORE | £ | 684 | n/a | n/a | | £ | 134 | £ | 179 | 5x6 |
| 6x6 | 66PASTORE | £ | 754 | 66PPSTORE | £ | 749 | £ | 144 | £ | 189 | 6x6 |
| 8x6 | 86PASTORE | £ | 864 | 86PPSTORE | £ | 889 | £ | 154 | £ | 214 | 8x6 |
| 6x2 | n/a | n/a | n/a | 62PPSTORE | £ | 499 | £ | 84 | £ | 119 | 6x2 |
| 6x3 | n/a | n/a | n/a | 63PPSTORE | £ | 554 | £ | 99 | £ | 124 | 6x3 |
| 6x4 | n/a | n/a | n/a | 64PPSTORE | £ | 624 | £ | 124 | £ | 164 | 6x4 |
| 6x5 | n/a | n/a | n/a | 65PPSTORE | £ | 699 | £ | 134 | £ | 159 | 6x5 |
| 6x8 | n/a | n/a | n/a | 68PPSTORE | £ | 909 | £ | 164 | £ | 209 | 6x8 |
| 8x2 | n/a | n/a | n/a | 82PPSTORE | £ | 594 | £ | 124 | £ | 129 | 8x2 |
| 8x3 | n/a | n/a | n/a | 83PPSTORE | £ | 664 | £ | 129 | £ | 149 | 8x3 |
| 8x4 | n/a | n/a | n/a | 84PPSTORE | £ | 739 | £ | 134 | £ | 184 | 8x4 |
| 8x5 | n/a | n/a | n/a | 85PPSTORE | £ | 829 | £ | 144 | £ | 199 | 8x5 |
| 8x8 | n/a | n/a | n/a | 88PPSTORE | £ | 1,079 | £ | 199 | £ | 239 | 8x8 |
| 10x2 | n/a | n/a | n/a | 102PPSTORE | £ | 669 | £ | 134 | £ | 154 | 10x2 |
| 10x3 | n/a | n/a | n/a | 103PPSTORE | £ | 739 | £ | 149 | £ | 179 | 10x3 |
| 10x4 | n/a | n/a | n/a | 104PPSTORE | £ | 834 | £ | 164 | £ | 199 | 10x4 |
| 10x5 | n/a | n/a | n/a | 105PPSTORE | £ | 929 | £ | 184 | £ | 199 | 10x5 |
| 10x6 | n/a | n/a | n/a | 106PPSTORE | £ | 994 | £ | 199 | £ | 234 | 10x6 |
| 10x8 | n/a | n/a | n/a | 108PPSTORE | £ | 1,224 | £ | 219 | £ | 289 | 10x8 |

Powersheds® Toolshed

| | | | | | | | | | | | | | |
|--|--|--|--|--------------------|--|--|--|---|--|---|--|----------------------------------|--|
| | | Power Toolshed | | | | | | | | | | | |
| <p>FOUND A CHEAPER PRICE ELSEWHERE? PLEASE LET US KNOW AS WE GUARANTEE TO BEAT IT!</p> | |  | | | | | |  | |  | | | |
| | | | | | | | | | | | | | |
| | | <p>> 12mm shiplap T&G cladding > 44x28mm framing > 12mm T&G floor and roof > Golden brown wood preserver > 5'11" Eaves height</p> | | | | | | <p>Timber Base Kit</p> | | <p>EPDM Rubber Roof Upgrade From The Standard Felt Roof</p> | | | |
| Size (Ft) = L x W (Gable) | | Code | | RRP inc VAT | | | | Base Kit price inc VAT | | EPDM* Price inc VAT | | Size (Ft) = L x W (Gable) | |
| 5x2 | | 52PPTOOL | | £ 434 | | | | £ 79 | | £ 129 | | 5x2 | |
| 5x3 | | 53PPTOOL | | £ 474 | | | | £ 94 | | £ 139 | | 5x3 | |
| 5x4 | | 54PPTOOL | | £ 534 | | | | £ 119 | | £ 159 | | 5x4 | |
| 5x5 | | 55PPTOOL | | £ 599 | | | | £ 129 | | £ 169 | | 5x5 | |

| | |
|---|---------|
| Change to 3' 6" double doors from standard 2'6" single. | £ 50.00 |
|---|---------|

Powersheds® Log Stores





| | | | | | | | | | | | |
|--|--|---|--|--------------------|--|--|--|-------------|--|--------------------|--|
| | | Power Log Store | | | | Power Triangular Log Store | | | | | |
| <p>FOUND A CHEAPER PRICE ELSEWHERE? PLEASE LET US KNOW AS WE GUARANTEE TO BEAT IT!</p> | |  | | | |  | | | | | |
| | | | | | | | | | | | |
| | | <p>> 10mm timber slatted cladding > Golden brown wood preserver > Shelf as an optional extra</p> | | | | <p>> 12mm T&G throughout > Golden brown wood preserver > Shelf included as standard</p> | | | | | |
| Size (Ft) | | Code | | RRP inc VAT | | Size | | Code | | RRP inc VAT | |
| 4x2 | | 42PLS | | £ 124 | | 3x2 | | 32PTLS | | £ 139 | |
| 6x2 | | 62PLS | | £ 194 | | 4x2 | | 42PTLS | | £ 144 | |

| | |
|--------------|------|
| Add shelving | £ 20 |
|--------------|------|

Powersheds® Pub Shed

| | | | | | | | | | |
|--|-------------|--|--|--|--|---|----------------------------|---|--|
| | | Power Pub Shed | | | | | | | |
| <p>FOUND A CHEAPER PRICE ELSEWHERE? PLEASE LET US KNOW AS WE GUARANTEE TO BEAT IT!</p> | |  | | | |  | |  | |
| | | <ul style="list-style-type: none"> > 12mm shiplap T&G cladding > 44x28mm framing > 12mm T&G floor and roof > Easy to open/close hatches > 5'11" eaves height | | | | <p>Timber Base Kit</p> | | <p>EPDM Rubber Roof Upgrade From The Standard Felt Roof</p> | |
| Size (Ft) = L x W (Gable) | Code | RRP inc VAT | | | | Base Kit price inc VAT | EPDM* Price inc VAT | Size (Ft) = L x W (Gable) | |
| 4x4 | 44PUBS | £ 579 | | | | £ 74 | £ 164 | 4x4 | |
| 6x4 | 64PUBS | £ 714 | | | | £ 124 | £ 189 | 6x4 | |
| 8x4 | 84PUBS | £ 849 | | | | £ 134 | £ 214 | 8x4 | |
| 10x4 | 104PUBS | £ 979 | | | | £ 164 | £ 234 | 10x4 | |
| 12x4 | 124PUBS | £ 1,089 | | | | £ 184 | £ 254 | 12x4 | |

Powersheds® Corner Buildings

| | | | | | | | | | |
|--|-------------|--|-------------|--|--|--|----------------------------|--|--|
| | | Power Corner Shed | | Power Corner Summerhouse | | | | | |
| <p>FOUND A CHEAPER PRICE ELSEWHERE? PLEASE LET US KNOW AS WE GUARANTEE TO BEAT IT!</p> | |  | |  | |  | |  | |
| | | <ul style="list-style-type: none"> > 12mm shiplap T&G cladding > 44x28mm framing > 12mm T&G floor and roof > Golden brown wood preserver > 6'1" eaves height | | <ul style="list-style-type: none"> > 12mm shiplap T&G cladding > 44x28mm framing > 12mm T&G floor and roof > Full paned toughened glass door and windows > Golden brown wood preserver > 6'1" eaves height | | <p>Timber Base Kit**</p> | | <p>EPDM Rubber Roof Upgrade From The Standard Felt Roof</p> | |
| Size (Ft) | Code | RRP inc VAT | Code | RRP inc VAT | | Base Kit price inc VAT | EPDM* Price inc VAT | Size (Ft) | |
| 6x6 | 66PC | £ 749 | 66PCSH | £ 959 | | £ 179 | £ 189 | 6x6 | |

**note - the timber base kit for the 6x6 Corner Buildings will be a square base with decking boards used to cover the front corner.

| | | | |
|---|------|---|------|
| Change to windowless OR reduce number of 4ft window sections. | FREE | Change to 3' 6" double doors from standard 2'6" single. | £ 50 |
|---|------|---|------|

| Powersheds® Apex Summerhouse | | | | | | | | |
|---|---|-------------|--|-------------|--|---|---|---------------------------|
| | Power Apex Summerhouse | | Premium Apex Summerhouse | | | | | |
| <p>FOUND A CHEAPER PRICE ELSEWHERE?</p> <p>PLEASE LET US KNOW AS WE GUARANTEE TO BEAT IT!</p> |  | |  | | |  |  | |
| | <ul style="list-style-type: none"> > 12mm shiplap T&G cladding > 44x28mm framing > 12mm T&G floor and roof > Toughened glass doors and windows > Golden brown wood preserver > 5'11" eaves height | | <ul style="list-style-type: none"> > 12mm tanalised T&G cladding > 58x44mm framing > 12mm T&G floor and roof > Toughened glass doors and windows > Pressure Treated > Extra Tall 6'2" Eaves Height | | | Timber Base Kit | EPDM Rubber Roof Upgrade From The Standard Felt Roof | |
| Size (Ft) = L x W (Gable) | Code | RRP inc VAT | Code | RRP inc VAT | | Base Kit price inc VAT | EPDM* Price inc VAT | Size (Ft) = L x W (Gable) |
| 4x4 | 44PASH | £ 644 | 44PREMPASH | £ 899 | | £ 74 | £ 129 | 4x4 |
| 4x6 | 46PASH | £ 749 | 46PREMPASH | £ 1,054 | | £ 124 | £ 164 | 4x6 |
| 4x8 | 48PASH | £ 874 | 48PREMPASH | £ 1,234 | | £ 144 | £ 179 | 4x8 |
| 6x4 | 64PASH | £ 734 | 64PREMPASH | £ 1,059 | | £ 124 | £ 164 | 6x4 |
| 6x6 | 66PASH | £ 884 | 66PREMPASH | £ 1,244 | | £ 144 | £ 189 | 6x6 |
| 6x8 | 68PASH | £ 1,049 | 68PREMPASH | £ 1,474 | | £ 164 | £ 209 | 6x8 |
| 8x4 | 84PASH | £ 879 | 84PREMPASH | £ 1,224 | | £ 134 | £ 184 | 8x4 |
| 8x6 | 86PASH | £ 954 | 86PREMPASH | £ 1,424 | | £ 154 | £ 214 | 8x6 |
| 8x8 | 88PASH | £ 1,214 | 88PREMPASH | £ 1,699 | | £ 199 | £ 239 | 8x8 |
| 10x4 | 104PASH | £ 989 | 104PREMPASH | £ 1,384 | | £ 164 | £ 199 | 10x4 |
| 10x6 | 106PASH | £ 1,114 | 106PREMPASH | £ 1,614 | | £ 199 | £ 234 | 10x6 |
| 10x8 | 108PASH | £ 1,384 | 108PREMPASH | £ 1,934 | | £ 219 | £ 289 | 10x8 |
| 12x4 | 124PASH | £ 1,109 | 124PREMPASH | £ 1,549 | | £ 184 | £ 209 | 12x4 |
| 12x6 | 126PASH | £ 1,289 | 126PREMPASH | £ 1,834 | | £ 219 | £ 254 | 12x6 |
| 12x8 | 128PASH | £ 1,544 | 128PREMPASH | £ 2,154 | | £ 264 | £ 309 | 12x8 |
| 14x4 | 144PASH | £ 1,234 | 144PREMPASH | £ 1,714 | | £ 219 | £ 229 | 14x4 |
| 14x6 | 146PASH | £ 1,424 | 146PREMPASH | £ 1,989 | | £ 264 | £ 299 | 14x6 |
| 14x8 | 148PASH | £ 1,719 | 148PREMPASH | £ 2,409 | | £ 284 | £ 339 | 14x8 |
| 16x4 | 164PASH | £ 1,489 | 164PREMPASH | £ 1,879 | | £ 239 | £ 249 | 16x4 |
| 16x6 | 166PASH | £ 1,694 | 166PREMPASH | £ 2,174 | | £ 284 | £ 319 | 16x6 |
| 16x8 | 168PASH | £ 1,884 | 168PREMPASH | £ 2,774 | | £ 329 | £ 369 | 16x8 |
| 18x4 | 184PASH | £ 1,599 | 184PREMPASH | £ 2,039 | | £ 284 | £ 259 | 18x4 |
| 18x6 | 186PASH | £ 1,824 | 186PREMPASH | £ 2,359 | | £ 329 | £ 339 | 18x6 |
| 18x8 | 188PASH | £ 2,199 | 188PREMPASH | £ 3,004 | | £ 349 | £ 399 | 18x8 |
| 20x4 | 204PASH | £ 1,719 | 204PREMPASH | £ 2,209 | | £ 304 | £ 294 | 20x4 |
| 20x6 | 206PASH | £ 1,964 | 206PREMPASH | £ 2,704 | | £ 349 | £ 359 | 20x6 |
| 20x8 | 208PASH | £ 2,364 | 208PREMPASH | £ 3,239 | | £ 384 | £ 429 | 20x8 |


| Powersheds® Pent Summerhouse | | | | | | | | |
|---|---|-------------|--|-------------|--|---|---|---------------------------|
| | Power Pent Summerhouse | | Premium Pent Summerhouse | | | | | |
| <p>FOUND A CHEAPER PRICE ELSEWHERE?</p> <p>PLEASE LET US KNOW AS WE GUARANTEE TO BEAT IT!</p> |  | |  | | |  |  | |
| | <ul style="list-style-type: none"> > 12mm shiplap T&G cladding > 44x28mm framing > 12mm T&G floor and roof > Toughened glass doors and windows > Golden brown wood preserver > 5'11" eaves height | | <ul style="list-style-type: none"> > 12mm tanalised T&G cladding > 58x44mm framing > 12mm T&G floor and roof > Toughened glass doors and windows > Pressure Treated > Extra Tall 6'2" Eaves Height | | | Timber Base Kit | EPDM Rubber Roof Upgrade From The Standard Felt Roof | |
| Size (Ft) = L x W (Gable) | Code | RRP inc VAT | Code | RRP inc VAT | | Base Kit price inc VAT | EPDM* Price inc VAT | Size (Ft) = L x W (Gable) |
| 4x4 | 44PPSH | £ 644 | 44PREMPPSH | £ 899 | | £ 74 | £ 129 | 4x4 |
| 4x6 | 46PPSH | £ 749 | 46PREMPPSH | £ 1,054 | | £ 124 | £ 164 | 4x6 |
| 4x8 | 48PPSH | £ 874 | 48PREMPPSH | £ 1,234 | | £ 144 | £ 179 | 4x8 |
| 6x4 | 64PPSH | £ 734 | 64PREMPPSH | £ 1,059 | | £ 124 | £ 164 | 6x4 |
| 6x6 | 66PPSH | £ 884 | 66PREMPPSH | £ 1,244 | | £ 144 | £ 189 | 6x6 |
| 6x8 | 68PPSH | £ 1,049 | 68PREMPPSH | £ 1,474 | | £ 164 | £ 209 | 6x8 |
| 8x4 | 84PPSH | £ 879 | 84PREMPPSH | £ 1,224 | | £ 134 | £ 184 | 8x4 |
| 8x6 | 86PPSH | £ 954 | 86PREMPPSH | £ 1,424 | | £ 154 | £ 214 | 8x6 |
| 8x8 | 88PPSH | £ 1,214 | 88PREMPPSH | £ 1,699 | | £ 199 | £ 239 | 8x8 |
| 10x4 | 104PPSH | £ 989 | 104PREMPPSH | £ 1,384 | | £ 164 | £ 199 | 10x4 |
| 10x6 | 106PPSH | £ 1,114 | 106PREMPPSH | £ 1,614 | | £ 199 | £ 234 | 10x6 |
| 10x8 | 108PPSH | £ 1,384 | 108PREMPPSH | £ 1,934 | | £ 219 | £ 289 | 10x8 |
| 12x4 | 124PPSH | £ 1,109 | 124PREMPPSH | £ 1,549 | | £ 184 | £ 209 | 12x4 |
| 12x6 | 126PPSH | £ 1,289 | 126PREMPPSH | £ 1,834 | | £ 219 | £ 254 | 12x6 |
| 12x8 | 128PPSH | £ 1,544 | 128PREMPPSH | £ 2,154 | | £ 264 | £ 309 | 12x8 |
| 14x4 | 144PPSH | £ 1,234 | 144PREMPPSH | £ 1,714 | | £ 219 | £ 229 | 14x4 |
| 14x6 | 146PPSH | £ 1,424 | 146PREMPPSH | £ 1,989 | | £ 264 | £ 299 | 14x6 |
| 14x8 | 148PPSH | £ 1,719 | 148PREMPPSH | £ 2,409 | | £ 284 | £ 339 | 14x8 |
| 16x4 | 164PPSH | £ 1,489 | 164PREMPPSH | £ 1,879 | | £ 239 | £ 249 | 16x4 |
| 16x6 | 166PPSH | £ 1,694 | 166PREMPPSH | £ 2,174 | | £ 284 | £ 319 | 16x6 |
| 16x8 | 168PPSH | £ 1,884 | 168PREMPPSH | £ 2,774 | | £ 329 | £ 369 | 16x8 |
| 18x4 | 184PPSH | £ 1,599 | 184PREMPPSH | £ 2,039 | | £ 284 | £ 259 | 18x4 |
| 18x6 | 186PPSH | £ 1,824 | 186PREMPPSH | £ 2,359 | | £ 329 | £ 339 | 18x6 |
| 18x8 | 188PPSH | £ 2,199 | 188PREMPPSH | £ 3,004 | | £ 349 | £ 399 | 18x8 |
| 20x4 | 204PPSH | £ 1,719 | 204PREMPPSH | £ 2,209 | | £ 304 | £ 294 | 20x4 |
| 20x6 | 206PPSH | £ 1,964 | 206PREMPPSH | £ 2,704 | | £ 349 | £ 359 | 20x6 |
| 20x8 | 208PPSH | £ 2,364 | 208PREMPPSH | £ 3,239 | | £ 384 | £ 429 | 20x8 |

Powersheds® Retail Price List 2025

Valid from 1st March 2025

PRICES SHOWN ON THIS PRICE LIST ARE BEFORE DISCOUNT.
CHECK THE BROCHURE OR OUR WEBSITE FOR CURRENT OFFERS.

Powersheds® Potting Shed Combi (Includes Side Store)

| | | | | | |
|---|---|--|--|---|---|
| <p>FOUND A CHEAPER PRICE ELSEWHERE? PLEASE LET US KNOW AS WE GUARANTEE TO BEAT IT!</p> |  |  | |  |  |
|---|---|--|--|---|---|

| | | | | |
|--|--|--|-------------------------------|--|
| <p>> 12mm shiplap T&G cladding > 44x28mm framing > 12mm T&G floor and roof > Golden brown wood preserver > Internal staging included as standard > 4ft or 6ft side storage included</p> | <p>> 12mm shiplap T&G cladding > 44x28mm framing > 12mm T&G floor and roof > Golden brown wood preserver > Internal staging included as standard > 4ft or 6ft side storage included</p> | | <p>Timber Base Kit</p> | <p>EPDM Rubber Roof Upgrade From The Standard Felt Roof</p> |
|--|--|--|-------------------------------|--|





| Size (Ft) = L x W (Gable) | Code | RRP inc VAT | Code | RRP inc VAT | Base Kit price inc VAT | EPDM* Price inc VAT | Size (Ft) = L x W (Gable) |
|--------------------------------|-----------|-------------|-----------|-------------|------------------------|---------------------|--------------------------------|
| 8x4 (includes 4ft Side Store) | 84PAPSC4 | £ 969 | 84PPPSC4 | £ 969 | £ 134 | £ 184 | 8x4 (includes 4ft Side Store) |
| 10x4 (includes 4ft Side Store) | 104PAPSC4 | £ 1,134 | 104PPPSC4 | £ 1,134 | £ 164 | £ 199 | 10x4 (includes 4ft Side Store) |
| 12x4 (includes 4ft Side Store) | 124PAPSC4 | £ 1,259 | 124PPPSC4 | £ 1,259 | £ 184 | £ 209 | 12x4 (includes 4ft Side Store) |
| 14x4 (includes 4ft Side Store) | 144PAPSC4 | £ 1,429 | 144PPPSC4 | £ 1,429 | £ 219 | £ 229 | 14x4 (includes 4ft Side Store) |
| 16x4 (includes 4ft Side Store) | 164PAPSC4 | £ 1,554 | 164PPPSC4 | £ 1,554 | £ 239 | £ 249 | 16x4 (includes 4ft Side Store) |
| 18x4 (includes 4ft Side Store) | 184PAPSC4 | £ 1,714 | 184PPPSC4 | £ 1,714 | £ 284 | £ 259 | 18x4 (includes 4ft Side Store) |
| 20x4 (includes 4ft Side Store) | 204PAPSC4 | £ 1,849 | 204PPPSC4 | £ 1,849 | £ 304 | £ 294 | 20x4 (includes 4ft Side Store) |
| 10x4 (includes 6ft Side Store) | 104PAPSC6 | £ 1,104 | 104PPPSC6 | £ 1,104 | £ 164 | £ 199 | 10x4 (includes 6ft Side Store) |
| 12x4 (includes 6ft Side Store) | 124PAPSC6 | £ 1,259 | 124PPPSC6 | £ 1,259 | £ 184 | £ 209 | 12x4 (includes 6ft Side Store) |
| 14x4 (includes 6ft Side Store) | 144PAPSC6 | £ 1,434 | 144PPPSC6 | £ 1,434 | £ 219 | £ 229 | 14x4 (includes 6ft Side Store) |
| 16x4 (includes 6ft Side Store) | 164PAPSC6 | £ 1,564 | 164PPPSC6 | £ 1,564 | £ 239 | £ 249 | 16x4 (includes 6ft Side Store) |
| 18x4 (includes 6ft Side Store) | 184PAPSC6 | £ 1,679 | 184PPPSC6 | £ 1,679 | £ 284 | £ 259 | 18x4 (includes 6ft Side Store) |
| 20x4 (includes 6ft Side Store) | 204PAPSC6 | £ 1,849 | 204PPPSC6 | £ 1,849 | £ 304 | £ 294 | 20x4 (includes 6ft Side Store) |
| 8x6 (includes 4ft Side Store) | 86PAPSC4 | £ 1,179 | 86PPPSC4 | £ 1,179 | £ 154 | £ 214 | 8x6 (includes 4ft Side Store) |
| 10x6 (includes 4ft Side Store) | 106PAPSC4 | £ 1,359 | 106PPPSC4 | £ 1,359 | £ 199 | £ 234 | 10x6 (includes 4ft Side Store) |
| 12x6 (includes 4ft Side Store) | 126PAPSC4 | £ 1,509 | 126PPPSC4 | £ 1,509 | £ 219 | £ 254 | 12x6 (includes 4ft Side Store) |
| 14x6 (includes 4ft Side Store) | 146PAPSC4 | £ 1,699 | 146PPPSC4 | £ 1,699 | £ 264 | £ 299 | 14x6 (includes 4ft Side Store) |
| 16x6 (includes 4ft Side Store) | 166PAPSC4 | £ 1,844 | 166PPPSC4 | £ 1,844 | £ 284 | £ 319 | 16x6 (includes 4ft Side Store) |
| 18x6 (includes 4ft Side Store) | 186PAPSC4 | £ 2,024 | 186PPPSC4 | £ 2,024 | £ 329 | £ 339 | 18x6 (includes 4ft Side Store) |
| 20x6 (includes 4ft Side Store) | 206PAPSC4 | £ 2,174 | 206PPPSC4 | £ 2,174 | £ 349 | £ 359 | 20x6 (includes 4ft Side Store) |
| 10x6 (includes 6ft Side Store) | 106PAPSC6 | £ 1,329 | 106PPPSC6 | £ 1,329 | £ 199 | £ 234 | 10x6 (includes 6ft Side Store) |
| 12x6 (includes 6ft Side Store) | 126PAPSC6 | £ 1,514 | 126PPPSC6 | £ 1,514 | £ 219 | £ 254 | 12x6 (includes 6ft Side Store) |
| 14x6 (includes 6ft Side Store) | 146PAPSC6 | £ 1,664 | 146PPPSC6 | £ 1,664 | £ 264 | £ 299 | 14x6 (includes 6ft Side Store) |
| 16x6 (includes 6ft Side Store) | 166PAPSC6 | £ 1,854 | 166PPPSC6 | £ 1,854 | £ 284 | £ 319 | 16x6 (includes 6ft Side Store) |
| 18x6 (includes 6ft Side Store) | 186PAPSC6 | £ 1,999 | 186PPPSC6 | £ 1,999 | £ 329 | £ 339 | 18x6 (includes 6ft Side Store) |
| 20x6 (includes 6ft Side Store) | 206PAPSC6 | £ 2,189 | 206PPPSC6 | £ 2,189 | £ 349 | £ 359 | 20x6 (includes 6ft Side Store) |
| 8x8 (includes 4ft Side Store) | n/a | n/a | 88PPPSC4 | £ 1,434 | £ 199 | £ 239 | 8x8 (includes 4ft Side Store) |
| 10x8 (includes 4ft Side Store) | n/a | n/a | 108PPPSC4 | £ 1,664 | £ 219 | £ 289 | 10x8 (includes 4ft Side Store) |
| 12x8 (includes 4ft Side Store) | n/a | n/a | 128PPPSC4 | £ 1,839 | £ 264 | £ 309 | 12x8 (includes 4ft Side Store) |
| 14x8 (includes 4ft Side Store) | n/a | n/a | 148PPPSC4 | £ 2,074 | £ 284 | £ 339 | 14x8 (includes 4ft Side Store) |
| 16x8 (includes 4ft Side Store) | n/a | n/a | 168PPPSC4 | £ 2,409 | £ 329 | £ 369 | 16x8 (includes 4ft Side Store) |
| 18x8 (includes 4ft Side Store) | n/a | n/a | 188PPPSC4 | £ 2,599 | £ 349 | £ 399 | 18x8 (includes 4ft Side Store) |
| 20x8 (includes 4ft Side Store) | n/a | n/a | 208PPPSC4 | £ 2,824 | £ 384 | £ 429 | 20x8 (includes 4ft Side Store) |
| 10x8 (includes 6ft Side Store) | n/a | n/a | 108PPPSC6 | £ 1,629 | £ 219 | £ 289 | 10x8 (includes 6ft Side Store) |
| 12x8 (includes 6ft Side Store) | n/a | n/a | 128PPPSC6 | £ 1,844 | £ 264 | £ 309 | 12x8 (includes 6ft Side Store) |
| 14x8 (includes 6ft Side Store) | n/a | n/a | 148PPPSC6 | £ 2,054 | £ 284 | £ 339 | 14x8 (includes 6ft Side Store) |
| 16x8 (includes 6ft Side Store) | n/a | n/a | 168PPPSC6 | £ 2,409 | £ 329 | £ 369 | 16x8 (includes 6ft Side Store) |
| 18x8 (includes 6ft Side Store) | n/a | n/a | 188PPPSC6 | £ 2,569 | £ 349 | £ 399 | 18x8 (includes 6ft Side Store) |
| 20x8 (includes 6ft Side Store) | n/a | n/a | 208PPPSC6 | £ 2,824 | £ 384 | £ 429 | 20x8 (includes 6ft Side Store) |

Powersheds® Retail Price List 2025

Valid from 1st March 2025

PRICES SHOWN ON THIS PRICE LIST ARE BEFORE DISCOUNT.
CHECK THE BROCHURE OR OUR WEBSITE FOR CURRENT OFFERS.

Powersheds® Summerhouse Combi (Includes Side Store)

| | | | | | | |
|---|--|--|--|---|---|--|
| <p>FOUND A CHEAPER PRICE ELSEWHERE? PLEASE LET US KNOW AS WE GUARANTEE TO BEAT IT!</p> |  |  | |  |  | |
| | <p>> 12mm shiplap T&G cladding > 44x28mm framing > 12mm T&G floor and roof > 4ft or 6ft side storage included > Golden brown wood preserver</p> | <p>> 12mm shiplap T&G cladding > 44x28mm framing > 12mm T&G floor and roof > 4ft or 6ft side storage included > Golden brown wood preserver</p> | | <p>Timber Base Kit</p> | <p>EPDM Rubber Roof Upgrade From The Standard Felt Roof</p> | |

| Size (Ft) = L x W (Gable) | Code | RRP inc VAT | Code | RRP inc VAT | Base Kit price inc VAT | EPDM* Price inc VAT | Size (Ft) = L x W (Gable) |
|--------------------------------|-----------|-------------|-----------|-------------|------------------------|---------------------|--------------------------------|
| 8x4 (includes 4ft Side Store) | 84PASHC4 | £ 1,114 | 84PPSHC4 | £ 1,114 | £ 134 | £ 184 | 8x4 (includes 4ft Side Store) |
| 10x4 (includes 4ft Side Store) | 104PASHC4 | £ 1,249 | 104PPSHC4 | £ 1,249 | £ 164 | £ 199 | 10x4 (includes 4ft Side Store) |
| 12x4 (includes 4ft Side Store) | 124PASHC4 | £ 1,394 | 124PPSHC4 | £ 1,394 | £ 184 | £ 209 | 12x4 (includes 4ft Side Store) |
| 14x4 (includes 4ft Side Store) | 144PASHC4 | £ 1,534 | 144PPSHC4 | £ 1,534 | £ 219 | £ 229 | 14x4 (includes 4ft Side Store) |
| 16x4 (includes 4ft Side Store) | 164PASHC4 | £ 1,674 | 164PPSHC4 | £ 1,674 | £ 239 | £ 249 | 16x4 (includes 4ft Side Store) |
| 18x4 (includes 4ft Side Store) | 184PASHC4 | £ 1,809 | 184PPSHC4 | £ 1,809 | £ 284 | £ 259 | 18x4 (includes 4ft Side Store) |
| 20x4 (includes 4ft Side Store) | 204PASHC4 | £ 1,959 | 204PPSHC4 | £ 1,959 | £ 304 | £ 294 | 20x4 (includes 4ft Side Store) |
| 10x4 (includes 6ft Side Store) | 104PASHC6 | £ 1,254 | 104PPSHC6 | £ 1,254 | £ 164 | £ 199 | 10x4 (includes 6ft Side Store) |
| 12x4 (includes 6ft Side Store) | 124PASHC6 | £ 1,384 | 124PPSHC6 | £ 1,384 | £ 184 | £ 209 | 12x4 (includes 6ft Side Store) |
| 14x4 (includes 6ft Side Store) | 144PASHC6 | £ 1,534 | 144PPSHC6 | £ 1,534 | £ 219 | £ 229 | 14x4 (includes 6ft Side Store) |
| 16x4 (includes 6ft Side Store) | 164PASHC6 | £ 1,674 | 164PPSHC6 | £ 1,674 | £ 239 | £ 249 | 16x4 (includes 6ft Side Store) |
| 18x4 (includes 6ft Side Store) | 184PASHC6 | £ 1,809 | 184PPSHC6 | £ 1,809 | £ 284 | £ 259 | 18x4 (includes 6ft Side Store) |
| 20x4 (includes 6ft Side Store) | 204PASHC6 | £ 1,944 | 204PPSHC6 | £ 1,944 | £ 304 | £ 294 | 20x4 (includes 6ft Side Store) |
| 8x6 (includes 4ft Side Store) | 86PASHC4 | £ 1,324 | 86PPSHC4 | £ 1,324 | £ 154 | £ 214 | 8x6 (includes 4ft Side Store) |
| 10x6 (includes 4ft Side Store) | 106PASHC4 | £ 1,484 | 106PPSHC4 | £ 1,484 | £ 199 | £ 234 | 10x6 (includes 4ft Side Store) |
| 12x6 (includes 4ft Side Store) | 126PASHC4 | £ 1,689 | 126PPSHC4 | £ 1,689 | £ 219 | £ 254 | 12x6 (includes 4ft Side Store) |
| 14x6 (includes 4ft Side Store) | 146PASHC4 | £ 1,809 | 146PPSHC4 | £ 1,809 | £ 264 | £ 299 | 14x6 (includes 4ft Side Store) |
| 16x6 (includes 4ft Side Store) | 166PASHC4 | £ 1,969 | 166PPSHC4 | £ 1,969 | £ 284 | £ 319 | 16x6 (includes 4ft Side Store) |
| 18x6 (includes 4ft Side Store) | 186PASHC4 | £ 2,119 | 186PPSHC4 | £ 2,119 | £ 329 | £ 339 | 18x6 (includes 4ft Side Store) |
| 20x6 (includes 4ft Side Store) | 206PASHC4 | £ 2,284 | 206PPSHC4 | £ 2,284 | £ 349 | £ 359 | 20x6 (includes 4ft Side Store) |
| 10x6 (includes 6ft Side Store) | 106PASHC6 | £ 1,484 | 106PPSHC6 | £ 1,484 | £ 199 | £ 234 | 10x6 (includes 6ft Side Store) |
| 12x6 (includes 6ft Side Store) | 126PASHC6 | £ 1,644 | 126PPSHC6 | £ 1,644 | £ 219 | £ 254 | 12x6 (includes 6ft Side Store) |
| 14x6 (includes 6ft Side Store) | 146PASHC6 | £ 1,809 | 146PPSHC6 | £ 1,809 | £ 264 | £ 299 | 14x6 (includes 6ft Side Store) |
| 16x6 (includes 6ft Side Store) | 166PASHC6 | £ 1,964 | 166PPSHC6 | £ 1,964 | £ 284 | £ 319 | 16x6 (includes 6ft Side Store) |
| 18x6 (includes 6ft Side Store) | 186PASHC6 | £ 2,124 | 186PPSHC6 | £ 2,124 | £ 329 | £ 339 | 18x6 (includes 6ft Side Store) |
| 20x6 (includes 6ft Side Store) | 206PASHC6 | £ 2,249 | 206PPSHC6 | £ 2,249 | £ 349 | £ 359 | 20x6 (includes 6ft Side Store) |
| 8x8 (includes 4ft Side Store) | n/a | n/a | 88PPSHC4 | £ 1,619 | £ 199 | £ 239 | 8x8 (includes 4ft Side Store) |
| 10x8 (includes 4ft Side Store) | n/a | n/a | 108PPSHC4 | £ 1,824 | £ 219 | £ 289 | 10x8 (includes 4ft Side Store) |
| 12x8 (includes 4ft Side Store) | n/a | n/a | 128PPSHC4 | £ 2,014 | £ 264 | £ 309 | 12x8 (includes 4ft Side Store) |
| 14x8 (includes 4ft Side Store) | n/a | n/a | 148PPSHC4 | £ 2,229 | £ 284 | £ 339 | 14x8 (includes 4ft Side Store) |
| 16x8 (includes 4ft Side Store) | n/a | n/a | 168PPSHC4 | £ 2,584 | £ 329 | £ 369 | 16x8 (includes 4ft Side Store) |
| 18x8 (includes 4ft Side Store) | n/a | n/a | 188PPSHC4 | £ 2,799 | £ 349 | £ 399 | 18x8 (includes 4ft Side Store) |
| 20x8 (includes 4ft Side Store) | n/a | n/a | 208PPSHC4 | £ 3,004 | £ 384 | £ 429 | 20x8 (includes 4ft Side Store) |
| 10x8 (includes 6ft Side Store) | n/a | n/a | 108PPSHC6 | £ 1,824 | £ 219 | £ 289 | 10x8 (includes 6ft Side Store) |
| 12x8 (includes 6ft Side Store) | n/a | n/a | 128PPSHC6 | £ 2,014 | £ 264 | £ 309 | 12x8 (includes 6ft Side Store) |
| 14x8 (includes 6ft Side Store) | n/a | n/a | 148PPSHC6 | £ 2,229 | £ 284 | £ 339 | 14x8 (includes 6ft Side Store) |
| 16x8 (includes 6ft Side Store) | n/a | n/a | 168PPSHC6 | £ 2,604 | £ 329 | £ 369 | 16x8 (includes 6ft Side Store) |
| 18x8 (includes 6ft Side Store) | n/a | n/a | 188PPSHC6 | £ 2,799 | £ 349 | £ 399 | 18x8 (includes 6ft Side Store) |
| 20x8 (includes 6ft Side Store) | n/a | n/a | 208PPSHC6 | £ 3,074 | £ 384 | £ 429 | 20x8 (includes 6ft Side Store) |

Powersheds® Retail Price List 2025

Valid from 1st March 2025

PRICES SHOWN ON THIS PRICE LIST ARE BEFORE DISCOUNT.

CHECK THE BROCHURE OR OUR WEBSITE FOR CURRENT OFFERS.

Powersheds® Pergolas



- > Premium grade pressure treated timber
- > Extra thick 140x140mm upright posts
- > Under 2.5m to typically avoid planning permission
- > Additional feet & bolt-down brackets supplied

| Size (Ft) | Code | RRP inc VAT |
|-----------|-----------|-------------|
| 10x10 | 1010PPERG | £ 979 |
| 12x10 | 1210PPERG | £ 1,009 |
| 14x10 | 1410PPERG | £ 1,039 |
| 16x10 | 1610PPERG | £ 1,269 |
| 18x10 | 1810PPERG | £ 1,324 |
| 20x10 | 2010PPERG | £ 1,334 |
| 10x12 | 1012PPERG | £ 994 |
| 12x12 | 1212PPERG | £ 1,034 |
| 14x12 | 1412PPERG | £ 1,069 |
| 16x12 | 1612PPERG | £ 1,299 |
| 18x12 | 1812PPERG | £ 1,359 |
| 20x12 | 2012PPERG | £ 1,369 |
| 10x14 | 1014PPERG | £ 1,014 |
| 12x14 | 1214PPERG | £ 1,054 |
| 14x14 | 1414PPERG | £ 1,099 |
| 16x14 | 1614PPERG | £ 1,324 |
| 18x14 | 1814PPERG | £ 1,399 |
| 20x14 | 2014PPERG | £ 1,404 |

Powersheds® Gazebos / Car Ports

- > Premium grade pressure treated timber
- > Extra thick 140x140mm upright posts
- > 14mm pressure treated roofboards
- > EPDM rubber roof
- > Additional feet & bolt-down bracket supplied



| Size (Ft) | Apex Roof Code | RRP inc VAT | Pent Roof Code | RRP inc VAT |
|-----------|----------------|-------------|----------------|-------------|
| 10x10 | 1010PAGAZ | £ 1,749 | 1010PGAZ | £ 1,634 |
| 12x10 | 1210PAGAZ | £ 1,869 | 1210PGAZ | £ 1,749 |
| 14x10 | 1410PAGAZ | £ 2,014 | 1410PGAZ | £ 1,869 |
| 16x10 | 1610PAGAZ | £ 2,349 | 1610PGAZ | £ 2,179 |
| 18x10 | 1810PAGAZ | £ 2,524 | 1810PGAZ | £ 2,344 |
| 20x10 | 2010PAGAZ | £ 2,614 | 2010PGAZ | £ 2,439 |
| 10x12 | 1012PAGAZ | £ 1,879 | 1012PGAZ | £ 1,744 |
| 12x12 | 1212PAGAZ | £ 2,029 | 1212PGAZ | £ 1,879 |
| 14x12 | 1412PAGAZ | £ 2,194 | 1412PGAZ | £ 2,019 |
| 16x12 | 1612PAGAZ | £ 2,549 | 1612PGAZ | £ 2,344 |
| 18x12 | 1812PAGAZ | £ 2,754 | 1812PGAZ | £ 2,534 |
| 20x12 | 2012PAGAZ | £ 2,864 | 2012PGAZ | £ 2,639 |
| 10x14 | 1014PAGAZ | £ 2,009 | 1014PGAZ | £ 1,869 |
| 12x14 | 1214PAGAZ | £ 2,174 | 1214PGAZ | £ 2,029 |
| 14x14 | 1414PAGAZ | £ 2,364 | 1414PGAZ | £ 2,189 |
| 16x14 | 1614PAGAZ | £ 2,744 | 1614PGAZ | £ 2,529 |
| 18x14 | 1814PAGAZ | £ 2,959 | 1814PGAZ | £ 2,734 |
| 20x14 | 2014PAGAZ | £ 3,094 | 2014PGAZ | £ 2,859 |

Powersheds® Decking

- > Premium grade pressure treated timber used throughout
- > 28mm reversible dual sided timber decking boards
- > 95 x 44mm pressure treated base
- > 85 x 85mm newel posts with rounded finish (if handrails chosen)



| Size (Ft) | No Handrails | | | On Back & One Side | | | On Back & Two Sides | | | |
|-----------|--------------|-------|---|--------------------|---|-------|---------------------|-------|---|-------|
| | £ | 204 | £ | 324 | £ | 374 | £ | 419 | £ | 494 |
| 4x4 | £ | 204 | £ | 324 | £ | 374 | £ | 419 | £ | 494 |
| 4x6 | £ | 239 | £ | 369 | £ | 419 | £ | 494 | £ | 544 |
| 4x8 | £ | 274 | £ | 449 | £ | 494 | £ | 544 | £ | 664 |
| 4x10 | £ | 309 | £ | 494 | £ | 544 | £ | 664 | £ | 709 |
| 4x12 | £ | 339 | £ | 539 | £ | 589 | £ | 664 | £ | 754 |
| 4x14 | £ | 374 | £ | 614 | £ | 664 | £ | 709 | £ | 829 |
| 4x16 | £ | 409 | £ | 659 | £ | 709 | £ | 754 | £ | 889 |
| 4x18 | £ | 439 | £ | 704 | £ | 754 | £ | 829 | £ | 959 |
| 4x20 | £ | 474 | £ | 784 | £ | 829 | £ | 889 | £ | 1,039 |
| 6x6 | £ | 294 | £ | 439 | £ | 504 | £ | 584 | £ | 654 |
| 6x8 | £ | 314 | £ | 524 | £ | 584 | £ | 654 | £ | 739 |
| 6x10 | £ | 374 | £ | 594 | £ | 654 | £ | 739 | £ | 809 |
| 6x12 | £ | 429 | £ | 674 | £ | 739 | £ | 809 | £ | 889 |
| 6x14 | £ | 484 | £ | 744 | £ | 809 | £ | 889 | £ | 959 |
| 6x16 | £ | 524 | £ | 824 | £ | 889 | £ | 959 | £ | 1,039 |
| 6x18 | £ | 579 | £ | 899 | £ | 959 | £ | 1,039 | £ | 1,124 |
| 6x20 | £ | 619 | £ | 979 | £ | 1,039 | £ | 1,124 | £ | 1,264 |
| 8x8 | £ | 384 | £ | 634 | £ | 734 | £ | 814 | £ | 884 |
| 8x10 | £ | 444 | £ | 714 | £ | 814 | £ | 884 | £ | 999 |
| 8x12 | £ | 499 | £ | 784 | £ | 884 | £ | 999 | £ | 1,124 |
| 8x14 | £ | 564 | £ | 899 | £ | 999 | £ | 1,124 | £ | 1,264 |
| 8x16 | £ | 654 | £ | 974 | £ | 1,074 | £ | 1,264 | £ | 1,404 |
| 8x18 | £ | 714 | £ | 1,049 | £ | 1,149 | £ | 1,404 | £ | 1,504 |
| 8x20 | £ | 784 | £ | 1,159 | £ | 1,264 | £ | 1,504 | £ | 1,614 |
| 10x10 | £ | 519 | £ | 819 | £ | 934 | £ | 1,039 | £ | 1,149 |
| 10x12 | £ | 589 | £ | 924 | £ | 1,039 | £ | 1,149 | £ | 1,259 |
| 10x14 | £ | 679 | £ | 1,034 | £ | 1,149 | £ | 1,259 | £ | 1,504 |
| 10x16 | £ | 744 | £ | 1,144 | £ | 1,259 | £ | 1,504 | £ | 1,614 |
| 10x18 | £ | 874 | £ | 1,259 | £ | 1,364 | £ | 1,504 | £ | 1,614 |
| 10x20 | £ | 899 | £ | 1,499 | £ | 1,614 | £ | 1,614 | £ | 1,819 |
| 12x12 | £ | 679 | £ | 1,034 | £ | 1,189 | £ | 1,289 | £ | 1,469 |
| 12x14 | £ | 779 | £ | 1,179 | £ | 1,469 | £ | 1,574 | £ | 1,679 |
| 12x16 | £ | 864 | £ | 1,284 | £ | 1,574 | £ | 1,679 | £ | 1,909 |
| 12x18 | £ | 994 | £ | 1,394 | £ | 1,679 | £ | 1,909 | £ | 2,044 |
| 12x20 | £ | 1,229 | £ | 1,674 | £ | 1,909 | £ | 2,044 | £ | 2,259 |
| 14x14 | £ | 899 | £ | 1,459 | £ | 1,629 | £ | 1,764 | £ | 1,909 |
| 14x16 | £ | 1,169 | £ | 1,599 | £ | 1,764 | £ | 1,909 | £ | 2,044 |
| 14x18 | £ | 1,299 | £ | 1,744 | £ | 1,909 | £ | 2,044 | £ | 2,259 |
| 14x20 | £ | 1,389 | £ | 1,879 | £ | 2,044 | £ | 2,259 | £ | 2,444 |
| 16x16 | £ | 1,289 | £ | 1,734 | £ | 1,939 | £ | 2,144 | £ | 2,394 |
| 16x18 | £ | 1,409 | £ | 1,869 | £ | 2,074 | £ | 2,259 | £ | 2,444 |
| 16x20 | £ | 1,544 | £ | 2,054 | £ | 2,259 | £ | 2,444 | £ | 2,689 |
| 18x18 | £ | 1,569 | £ | 2,049 | £ | 2,244 | £ | 2,394 | £ | 2,689 |
| 18x20 | £ | 1,689 | £ | 2,214 | £ | 2,394 | £ | 2,689 | £ | 2,859 |
| 20x20 | £ | 1,864 | £ | 2,434 | £ | 2,689 | £ | 2,859 | £ | 3,094 |

Delivery Options

| | 4x4 - 12x6 | 14x4 - 20x10 |
|--|------------|--------------|
| 3-5 working day delivery to majority of postcodes in mainland UK inc Northern Ireland - lead times may be extended in peak periods | FREE | FREE |
| Next day delivery / 2 day delivery (if available) | £ 35 | £ 70 |
| Saturday delivery | £ 55 | £ 110 |
| Outer Hebrides Postcodes HS, KW15-17 or ZE | £ 120 | £ 240 |
| Scottish Islands Postcodes IV41-51, IV55-56, KA27-28, PA20, PA41-80, PH26, PH42-44, IV4-5, IV13-14, IV34-45 | £ 100 | £ 200 |
| Isle of Wight & Isle of Man | £ 50 | £ 75 |
| Guernsey and Jersey | £ 240 | £ 480 |

*Please note if ordering EPDM, this is sent via courier directly from the supplier and may be delivered on a separate day to delivery. EPDM replaces felt (so you will not receive both felt and EPDM). EPDM will exclude either adhesive spray or a tin of adhesive with a roller depending on the size of the building.

Unfortunately we're not able to dropship EPDM to Northern Ireland. Please contact us directly if you are a customer in NI wanting EPDM.

Delivery Details

Power sheds are delivered on a pallet, as pictured. For bigger orders, delivery may be on two pallets.



If you have ordered a Power Base Kit or additional shelving to come with your shed, this will be packed on the same pallet between the shed panels. If you have ordered a shelving kit as an accessory without ordering a shed, this will be sent via courier and will not be palletised. You are unlikely to see the item from the outside of the pallet.

Delivery is kerbside only. Any request to take the goods further cannot be guaranteed and will be at the discretion of the driver on the day.



If you did not request a small vehicle the delivery will be made on an 18t vehicle. This has the approximate dimensions* of:
 H = 13'5" W = 9' L = 33'



The driver will have a Tail Lift to unload the goods, like the one in the image*
 *This is an example image and may not be the actual vehicle used for your particular delivery.

The driver will have a pump-truck/hand-trolley to manoeuvre the pallet. How far they can move the pallet is at the drivers discretion and will depend on access. e.g. The driver cannot move the trolley over gravel, grass, up/down steps etc.
 The driver cannot assist with unpacking and moving individual components from the pallet.

Please note an ETA is not a guaranteed service, and delivery can take place anytime between 08:00-18:00
 Power do not advise booking installation until you have received your order. They cannot be held liable for consequential losses if this advice is not followed.

- If you have provided a mobile number, this will be passed along to the courier.
- Power request they send you a text on the day of delivery to advise an ETA. Please note this is an estimate and is subject to change.
 - They also ask the driver to call 30 minutes prior to delivery, but this is not guaranteed and is at the drivers discretion.

Once you've received your order, please check all components prior to booking/starting installation. Replacements can usually be despatched within 1-2 working days of confirmation. You will need to email us with images of any damage.

| Powersheds® Accessories | | | | | | | | | | | |
|---|---|---------------------|----|----------------------|-----|------------------------------------|---|---------------------|----|----------------------|----|
| | | Delivered with shed | | Delivered on its own | | | | Delivered with shed | | Delivered on its own | |
| 4ft Shelving |  | £ | 25 | £ | 55 | 4ft Premium Shelving |  | £ | 30 | £ | 60 |
| 6ft Shelving |  | £ | 35 | £ | 65 | 6ft Premium Shelving |  | £ | 40 | £ | 70 |
| 2ft Two Tier Staging |  | £ | 29 | £ | 59 | 2ft Premium Two Tier Staging |  | £ | 34 | £ | 64 |
| 4ft Two Tier Staging |  | £ | 49 | £ | 79 | 4ft Premium Two Tier Staging |  | £ | 54 | £ | 84 |
| Power 4 Tier Racking Height - 1745mm Width - 1190mm Depth - 510mm |  | £ | 99 | £ | 129 | Spare Shed Key |  | £ | 5 | £ | 6 |
| Opening Window Upgrade <i>(available for standard shed & potting shed windows in Power shiplap models - unavailable on overlap / security & summerhouse window panels)</i> |  | £ | 49 | £ | 79 | Premium Opening Window Upgrade |  | £ | 54 | £ | 84 |
| Power Planter 19mm thick timber 340mm x 378mm |  | £ | 34 | £ | 49 | Pressure Treated Planter |  | £ | 39 | £ | 54 |
| Window Box Height - 175mm Length - 450mm Depth - 155mm |  | £ | 20 | £ | 35 | Pressure Treated Hexagonal Planter |  | £ | 39 | £ | 54 |
| Power Paint (2.5L) Golden Brown |  | £ | 24 | £ | 39 | Power Preserver (5L) Clear |  | £ | 55 | £ | 70 |