






Power® Apex Shed

Power Overlap Apex		Power Shiplap Apex		Power Premium Apex					
									
Budget Friendly		Most Loved - Power's Bestseller		The Elite - Stronger, Thicker, Taller		Timber Base Kit	EPDM Rubber Roof Upgrade From The Standard Felt Roof		
<ul style="list-style-type: none"> > 10mm overlap cladding > 28x28mm framing > 12mm T&G floor and roof > Golden brown wood preserver > 5'11" Eaves height 		<ul style="list-style-type: none"> > 12mm shiplap T&G cladding > 44x28mm framing > 12mm T&G floor and roof > Golden brown wood preserver > 5'11" Eaves height 		<ul style="list-style-type: none"> > 12mm tanalised T&G cladding > 58x44mm framing > 12mm T&G floor and roof > Pressure Treated > Extra Tall 6'2" Eaves Height 					
Size (Ft) = L x W (Gable)	Code	RRP inc VAT	Code	RRP inc VAT	Code	RRP inc VAT	Base Kit price inc VAT	EPDM* Price inc VAT	Size (Ft) = L x W (Gable)
4x4	44POA	£ 394	44PA	£ 474	44PREMPA	£ 589	£ 64	£ 129	4x4
4x6	46POA	£ 449	46PA	£ 554	46PREMPA	£ 694	£ 114	£ 164	4x6
4x8	48POA	£ 559	48PA	£ 689	48PREMPA	£ 859	£ 134	£ 179	4x8
4x10	n/a	n/a	410PA	£ 809	410PREMPA	£ 999	£ 159	£ 194	4x10
6x4	64POA	£ 464	64PA	£ 569	64PREMPA	£ 699	£ 114	£ 164	6x4
6x6	66POA	£ 529	66PA	£ 664	66PREMPA	£ 834	£ 134	£ 189	6x6
6x8	68POA	£ 689	68PA	£ 854	68PREMPA	£ 1,044	£ 154	£ 209	6x8
6x10	n/a	n/a	610PA	£ 1,009	610PREMPA	£ 1,229	£ 174	£ 229	6x10
8x4	84POA	£ 514	84PA	£ 644	84PREMPA	£ 804	£ 124	£ 184	8x4
7x5	n/a	n/a	75PA	£ 659	n/a	n/a	£ 134	£ 179	7x5
8x6	86POA	£ 589	86PA	£ 749	86PREMPA	£ 964	£ 144	£ 214	8x6
8x8	88POA	£ 774	88PA	£ 944	88PREMPA	£ 1,199	£ 189	£ 239	8x8
8x10	n/a	n/a	810PA	£ 1,144	810PREMPA	£ 1,419	£ 209	£ 289	8x10
10x4	104POA	£ 604	104PA	£ 759	104PREMPA	£ 954	£ 154	£ 199	10x4
10x6	106POA	£ 694	106PA	£ 884	106PREMPA	£ 1,124	£ 189	£ 234	10x6
10x8	108POA	£ 894	108PA	£ 1,109	108PREMPA	£ 1,379	£ 209	£ 289	10x8
10x10	n/a	n/a	1010PA	£ 1,319	1010PREMPA	£ 1,739	£ 229	£ 319	10x10
12x4	124POA	£ 679	124PA	£ 849	124PREMPA	£ 1,074	£ 174	£ 209	12x4
12x6	126POA	£ 809	126PA	£ 1,029	126PREMPA	£ 1,309	£ 209	£ 254	12x6
12x8	128POA	£ 1,009	128PA	£ 1,249	128PREMPA	£ 1,524	£ 254	£ 309	12x8
12x10	n/a	n/a	1210PA	£ 1,429	1210PREMPA	£ 1,864	£ 274	£ 349	12x10
14x4	144POA	£ 834	144PA	£ 1,029	144PREMPA	£ 1,309	£ 209	£ 229	14x4
14x6	146POA	£ 929	146PA	£ 1,189	146PREMPA	£ 1,524	£ 254	£ 299	14x6
14x8	148POA	£ 1,164	148PA	£ 1,429	148PREMPA	£ 1,919	£ 274	£ 339	14x8
14x10	n/a	n/a	1410PA	£ 1,824	1410PREMPA	£ 2,264	£ 294	£ 379	14x10
16x4	164POA	£ 949	164PA	£ 1,159	164PREMPA	£ 1,489	£ 229	£ 249	16x4
16x6	166POA	£ 1,024	166PA	£ 1,299	166PREMPA	£ 1,629	£ 274	£ 319	16x6
16x8	168POA	£ 1,279	168PA	£ 1,549	168PREMPA	£ 2,049	£ 319	£ 369	16x8
16x10	n/a	n/a	1610PA	£ 1,939	1610PREMPA	£ 2,404	£ 339	£ 419	16x10
18x4	184POA	£ 1,059	184PA	£ 1,319	184PREMPA	£ 1,704	£ 274	£ 259	18x4
18x6	186POA	£ 1,144	186PA	£ 1,439	186PREMPA	£ 1,769	£ 319	£ 339	18x6
18x8	188POA	£ 1,579	188PA	£ 1,859	188PREMPA	£ 2,349	£ 339	£ 399	18x8
18x10	n/a	n/a	1810PA	£ 2,109	1810PREMPA	£ 2,624	£ 359	£ 449	18x10
20x4	204POA	£ 1,154	204PA	£ 1,419	204PREMPA	£ 1,839	£ 294	£ 294	20x4
20x6	206POA	£ 1,244	206PA	£ 1,564	206PREMPA	£ 2,089	£ 339	£ 359	20x6
20x8	208POA	£ 1,714	208PA	£ 1,989	208PREMPA	£ 2,524	£ 374	£ 429	20x8
20x10	n/a	n/a	2010PA	£ 2,239	2010PREMPA	£ 2,779	£ 394	£ 499	20x10

Change to windowless OR reduce number of 4ft window sections. FREE Change to 3' 6" double doors from standard 2'6" single. (Not available on the 7'x5') £ 50

Power® Pent Shed

Power® Pent Shed											
Power Overlap Pent			Power Shiplap Pent			Power Premium Pent					
						<i>image coming soon</i>					
<i>Budget Friendly</i>			<i>Most Loved - Power's Bestseller</i>			<i>The Elite - Stronger, Thicker, Taller</i>		Timber Base Kit		EPDM Rubber Roof Upgrade From The Standard Felt Roof	
<ul style="list-style-type: none"> > 10mm overlap cadding > 28x28mm framing > 12mm T&G floor and roof > Golden brown wood preserver > 5'11" Eaves height 			<ul style="list-style-type: none"> > 12mm shiplap T&G cladding > 44x28mm framing > 12mm T&G floor and roof > Golden brown wood preserver > 5'11" Eaves height 			<ul style="list-style-type: none"> > 12mm tanalised T&G cladding > 58x44mm framing > 12mm T&G floor and roof > Pressure Treated > Extra Tall 6'2" Eaves Height 					
Size (Ft) = L x W (Gable)	Code	RRP inc VAT	Code	RRP inc VAT	Code	RRP inc VAT	Base Kit price inc VAT	EPDM* Price inc VAT	Size (Ft) = L x W (Gable)		
4x4	44POP	£ 394	44PP	£ 474	44PREMPP	£ 589	£ 64	£ 129	4x4		
4x6	46POP	£ 449	46PP	£ 554	46PREMPP	£ 694	£ 114	£ 164	4x6		
4x8	48POP	£ 559	48PP	£ 689	48PREMPP	£ 859	£ 134	£ 179	4x8		
6x4	64POP	£ 464	64PP	£ 569	64PREMPP	£ 699	£ 114	£ 164	6x4		
6x6	66POP	£ 529	66PP	£ 664	66PREMPP	£ 834	£ 134	£ 189	6x6		
6x8	68POP	£ 689	68PP	£ 854	68PREMPP	£ 1,044	£ 154	£ 209	6x8		
8x4	84POP	£ 514	84PP	£ 644	84PREMPP	£ 804	£ 124	£ 184	8x4		
7x5	n/a	n/a	75PP	£ 659	n/a	n/a	£ 134	£ 179	7x5		
8x6	86POP	£ 589	86PP	£ 749	86PREMPP	£ 964	£ 144	£ 214	8x6		
8x8	88POP	£ 774	88PP	£ 944	88PREMPP	£ 1,199	£ 189	£ 239	8x8		
10x4	104POP	£ 604	104PP	£ 759	104PREMPP	£ 954	£ 154	£ 199	10x4		
10x6	106POP	£ 694	106PP	£ 884	106PREMPP	£ 1,124	£ 189	£ 234	10x6		
10x8	108POP	£ 894	108PP	£ 1,109	108PREMPP	£ 1,379	£ 209	£ 289	10x8		
12x4	124POP	£ 679	124PP	£ 849	124PREMPP	£ 1,074	£ 174	£ 209	12x4		
12x6	126POP	£ 809	126PP	£ 1,029	126PREMPP	£ 1,309	£ 209	£ 254	12x6		
12x8	128POP	£ 1,009	128PP	£ 1,249	128PREMPP	£ 1,524	£ 254	£ 309	12x8		
14x4	144POP	£ 834	144PP	£ 1,029	144PREMPP	£ 1,309	£ 209	£ 229	14x4		
14x6	146POP	£ 929	146PP	£ 1,189	146PREMPP	£ 1,524	£ 254	£ 299	14x6		
14x8	148POP	£ 1,164	148PP	£ 1,429	148PREMPP	£ 1,919	£ 274	£ 339	14x8		
16x4	164POP	£ 949	164PP	£ 1,159	164PREMPP	£ 1,489	£ 229	£ 249	16x4		
16x6	166POP	£ 1,024	166PP	£ 1,299	166PREMPP	£ 1,629	£ 274	£ 319	16x6		
16x8	168POP	£ 1,279	168PP	£ 1,549	168PREMPP	£ 2,049	£ 319	£ 369	16x8		
18x4	184POP	£ 1,059	184PP	£ 1,319	184PREMPP	£ 1,704	£ 274	£ 259	18x4		
18x6	186POP	£ 1,144	186PP	£ 1,439	186PREMPP	£ 1,769	£ 319	£ 339	18x6		
18x8	188POP	£ 1,579	188PP	£ 1,859	188PREMPP	£ 2,349	£ 339	£ 399	18x8		
20x4	204POP	£ 1,154	204PP	£ 1,419	204PREMPP	£ 1,839	£ 294	£ 294	20x4		
20x6	206POP	£ 1,244	206PP	£ 1,564	206PREMPP	£ 2,089	£ 339	£ 359	20x6		
20x8	208POP	£ 1,714	208PP	£ 1,989	208PREMPP	£ 2,524	£ 374	£ 429	20x8		
Change to windowless OR reduce number of 4ft window sections.			FREE		Change to 3' 6" double doors from standard 2'6" single. (Not available on the 7'x5')			£ 50			

Power® Security Apex (Slim Security Style Windows , A More Secure Lock & Security Screws On The Hinges)

Power Security Apex		Power Premium Security Apex						
		<i>image coming soon</i>						
<ul style="list-style-type: none"> > 5 pin cylinder locking system > Security screws on the hinges > 12mm shiplap T&G cladding > 44x28mm framing > 12mm T&G floor and roof > Golden brown wood preserver > 5'11" Eaves height 		<ul style="list-style-type: none"> > 5 pin cylinder locking system > Security screws on the hinges > 12mm tanalised T&G cladding > 58x44mm framing > 12mm T&G floor and roof > Pressure Treated > Extra Tall 6'2" Eaves Height 			Timber Base Kit	EPDM Rubber Roof Upgrade From The Standard Felt Roof		
Size (Ft) = L x W (Gable)	Code	RRP inc VAT	Code	RRP inc VAT		Base Kit price inc VAT	EPDM* Price inc VAT	Size (Ft) = L x W (Gable)
4x4	44PASS	£ 539	44PREMPASS	£ 664		£ 64	£ 129	4x4
4x6	46PASS	£ 629	46PREMPASS	£ 789		£ 114	£ 164	4x6
4x8	48PASS	£ 759	48PREMPASS	£ 949		£ 134	£ 179	4x8
4x10	410PASS	£ 884	410PREMPASS	£ 1,109		£ 159	£ 194	4x10
6x4	64PASS	£ 624	64PREMPASS	£ 769		£ 114	£ 164	6x4
6x6	66PASS	£ 739	66PREMPASS	£ 914		£ 134	£ 189	6x6
6x8	68PASS	£ 939	68PREMPASS	£ 1,154		£ 154	£ 209	6x8
6x10	610PASS	£ 1,089	610PREMPASS	£ 1,314		£ 174	£ 229	6x10
8x4	84PASS	£ 699	84PREMPASS	£ 849		£ 124	£ 184	8x4
7x5	75PASS	£ 744	n/a	n/a		£ 134	£ 179	7x5
8x6	86PASS	£ 799	86PREMPASS	£ 969		£ 144	£ 214	8x6
8x8	88PASS	£ 1,059	88PREMPASS	£ 1,314		£ 189	£ 239	8x8
8x10	810PASS	£ 1,194	810PREMPASS	£ 1,519		£ 209	£ 289	8x10
10x4	104PASS	£ 829	104PREMPASS	£ 1,034		£ 154	£ 199	10x4
10x6	106PASS	£ 974	106PREMPASS	£ 1,214		£ 189	£ 234	10x6
10x8	108PASS	£ 1,224	108PREMPASS	£ 1,514		£ 209	£ 289	10x8
10x10	1010PASS	£ 1,359	1010PREMPASS	£ 1,909		£ 229	£ 319	10x10
12x4	124PASS	£ 924	124PREMPASS	£ 1,169		£ 174	£ 209	12x4
12x6	126PASS	£ 1,089	126PREMPASS	£ 1,379		£ 209	£ 254	12x6
12x8	128PASS	£ 1,379	128PREMPASS	£ 1,659		£ 254	£ 309	12x8
12x10	1210PASS	£ 1,489	1210PREMPASS	£ 1,954		£ 274	£ 349	12x10
14x4	144PASS	£ 1,109	144PREMPASS	£ 1,319		£ 209	£ 229	14x4
14x6	146PASS	£ 1,264	146PREMPASS	£ 1,544		£ 254	£ 299	14x6
14x8	148PASS	£ 1,569	148PREMPASS	£ 1,894		£ 274	£ 339	14x8
14x10	1410PASS	£ 1,909	1410PREMPASS	£ 2,399		£ 294	£ 379	14x10
16x4	164PASS	£ 1,249	164PREMPASS	£ 1,519		£ 229	£ 249	16x4
16x6	166PASS	£ 1,399	166PREMPASS	£ 1,719		£ 274	£ 319	16x6
16x8	168PASS	£ 1,749	168PREMPASS	£ 2,304		£ 319	£ 369	16x8
16x10	1610PASS	£ 2,034	1610PREMPASS	£ 2,554		£ 339	£ 419	16x10
18x4	184PASS	£ 1,424	184PREMPASS	£ 1,709		£ 274	£ 259	18x4
18x6	186PASS	£ 1,569	186PREMPASS	£ 1,929		£ 319	£ 339	18x6
18x8	188PASS	£ 2,099	188PREMPASS	£ 2,579		£ 339	£ 399	18x8
18x10	1810PASS	£ 2,204	1810PREMPASS	£ 2,784		£ 359	£ 449	18x10
20x4	204PASS	£ 1,549	204PREMPASS	£ 1,839		£ 294	£ 294	20x4
20x6	206PASS	£ 1,729	206PREMPASS	£ 2,344		£ 339	£ 359	20x6
20x8	208PASS	£ 2,234	208PREMPASS	£ 2,759		£ 374	£ 429	20x8
20x10	2010PASS	£ 2,339	2010PREMPASS	£ 2,949		£ 394	£ 499	20x10

Change to windowless OR reduce number of 4ft window sections.	FREE	Change to 3' 6" double doors from standard 2'6" single. (Not available on the 7x5')	£ 50
---	------	---	------

Power® Security Pent (Slim Security Style Windows , A More Secure Lock & Security Screws On The Hinges)

Power Security Pent		Power Premium Security Pent						
		<i>image coming soon</i>						
<ul style="list-style-type: none"> > 5 pin cylinder locking system > Security screws on the hinges > 12mm shiplap T&G cladding > 44x28mm framing > 12mm T&G floor and roof > Golden brown wood preserver > 5'11" Eaves height 		<ul style="list-style-type: none"> > 5 pin cylinder locking system > Security screws on the hinges > 12mm tanalised T&G cladding > 58x44mm framing > 12mm T&G floor and roof > Pressure Treated > Extra Tall 6'2" Eaves Height 			Timber Base Kit	EPDM Rubber Roof Upgrade From The Standard Felt Roof		
Size (Ft) = L x W (Gable)	Code	RRP inc VAT	Code	RRP inc VAT		Base Kit price inc VAT	EPDM* Price inc VAT	Size (Ft) = L x W (Gable)
4x4	44PPSS	£ 539	44PREMPPSS	£ 664		£ 64	£ 129	4x4
4x6	46PPSS	£ 629	46PREMPPSS	£ 789		£ 114	£ 164	4x6
4x8	48PPSS	£ 759	48PREMPPSS	£ 949		£ 134	£ 179	4x8
6x4	64PPSS	£ 624	64PREMPPSS	£ 769		£ 114	£ 164	6x4
6x6	66PPSS	£ 739	66PREMPPSS	£ 914		£ 134	£ 189	6x6
6x8	68PPSS	£ 939	68PREMPPSS	£ 1,154		£ 154	£ 209	6x8
8x4	84PPSS	£ 699	84PREMPPSS	£ 849		£ 124	£ 184	8x4
7x5	75PPSS	£ 744	n/a	n/a		£ 134	£ 179	7x5
8x6	86PPSS	£ 799	86PREMPPSS	£ 969		£ 144	£ 214	8x6
8x8	88PPSS	£ 1,059	88PREMPPSS	£ 1,314		£ 189	£ 239	8x8
10x4	104PPSS	£ 829	104PREMPPSS	£ 1,034		£ 154	£ 199	10x4
10x6	106PPSS	£ 974	106PREMPPSS	£ 1,214		£ 189	£ 234	10x6
10x8	108PPSS	£ 1,224	108PREMPPSS	£ 1,514		£ 209	£ 289	10x8
12x4	124PPSS	£ 924	124PREMPPSS	£ 1,169		£ 174	£ 209	12x4
12x6	126PPSS	£ 1,089	126PREMPPSS	£ 1,379		£ 209	£ 254	12x6
12x8	128PPSS	£ 1,379	128PREMPPSS	£ 1,659		£ 254	£ 309	12x8
14x4	144PPSS	£ 1,109	144PREMPPSS	£ 1,319		£ 209	£ 229	14x4
14x6	146PPSS	£ 1,264	146PREMPPSS	£ 1,544		£ 254	£ 299	14x6
14x8	148PPSS	£ 1,569	148PREMPPSS	£ 1,894		£ 274	£ 339	14x8
16x4	164PPSS	£ 1,249	164PREMPPSS	£ 1,519		£ 229	£ 249	16x4
16x6	166PPSS	£ 1,399	166PREMPPSS	£ 1,719		£ 274	£ 319	16x6
16x8	168PPSS	£ 1,749	168PREMPPSS	£ 2,304		£ 319	£ 369	16x8
18x4	184PPSS	£ 1,424	184PREMPPSS	£ 1,709		£ 274	£ 259	18x4
18x6	186PPSS	£ 1,569	186PREMPPSS	£ 1,929		£ 319	£ 339	18x6
18x8	188PPSS	£ 2,099	188PREMPPSS	£ 2,579		£ 339	£ 399	18x8
20x4	204PPSS	£ 1,549	204PREMPPSS	£ 1,839		£ 294	£ 294	20x4
20x6	206PPSS	£ 1,729	206PREMPPSS	£ 2,344		£ 339	£ 359	20x6
20x8	208PPSS	£ 2,234	208PREMPPSS	£ 2,759		£ 374	£ 429	20x8
Change to windowless OR reduce number of 4ft window sections.		FREE		Change to 3' 6" double doors from standard 2'6" single. (Not available on the 7'x5')		£	50	

Power® Potting Shed

		<i>Power Apex Potting Shed</i>		<i>Power Pent Potting Shed</i>							
											
		<ul style="list-style-type: none"> > 12mm shiplap T&G cladding > 44x28mm framing > 12mm T&G floor and roof > Golden brown wood preserver > 5'11" Eaves height > Internal staging included as standard 		<ul style="list-style-type: none"> > 12mm shiplap T&G cladding > 44x28mm framing > 12mm T&G floor and roof > Golden brown wood preserver > 5'11" Eaves height > Internal staging included as standard 				<p>Timber Base Kit</p>		<p>EPDM Rubber Roof Upgrade From The Standard Felt Roof</p>	
Size (Ft) = L x W (Gable)	Code	RRP inc VAT	Code	RRP inc VAT			Base Kit price inc VAT	EPDM* Price inc VAT	Size (Ft) = L x W (Gable)		
4x4 #	44PAPS	£ 579	44PPPS	£ 579			£ 64	£ 129	4x4 #		
6x4 #	64PAPS	£ 724	64PPPS	£ 724			£ 114	£ 164	6x4 #		
8x4 #	84PAPS	£ 809	84PPPS	£ 809			£ 124	£ 184	8x4 #		
10x4 #	104PAPS	£ 959	104PPPS	£ 959			£ 154	£ 199	10x4 #		
12x4 #	124PAPS	£ 1,039	124PPPS	£ 1,039			£ 174	£ 209	12x4 #		
14x4 #	144PAPS	£ 1,204	144PPPS	£ 1,204			£ 209	£ 229	14x4 #		
16x4 #	164PAPS	£ 1,284	164PPPS	£ 1,284			£ 229	£ 249	16x4 #		
18x4 #	184PAPS	£ 1,419	184PPPS	£ 1,419			£ 274	£ 259	18x4 #		
20x4 #	204PAPS	£ 1,509	204PPPS	£ 1,509			£ 294	£ 294	20x4 #		
4x6	46PAPS	£ 739	46PPPS	£ 659			£ 114	£ 164	4x6		
6x6	66PAPS	£ 854	66PPPS	£ 774			£ 134	£ 189	6x6		
8x6	86PAPS	£ 959	86PPPS	£ 854			£ 144	£ 214	8x6		
10x6	106PAPS	£ 1,124	106PPPS	£ 1,024			£ 189	£ 234	10x6		
12x6	126PAPS	£ 1,264	126PPPS	£ 1,169			£ 209	£ 254	12x6		
14x6	146PAPS	£ 1,399	146PPPS	£ 1,329			£ 254	£ 299	14x6		
16x6	166PAPS	£ 1,499	166PPPS	£ 1,484			£ 274	£ 319	16x6		
18x6	186PAPS	£ 1,649	186PPPS	£ 1,629			£ 319	£ 339	18x6		
20x6	206PAPS	£ 1,759	206PPPS	£ 1,764			£ 339	£ 359	20x6		
4x8	48PAPS	£ 799	48PPPS	£ 799			£ 134	£ 179	4x8		
6x8	68PAPS	£ 989	68PPPS	£ 989			£ 154	£ 209	6x8		
8x8	88PAPS	£ 1,114	88PPPS	£ 1,114			£ 189	£ 239	8x8		
10x8	108PAPS	£ 1,304	108PPPS	£ 1,304			£ 209	£ 289	10x8		
12x8	128PAPS	£ 1,424	128PPPS	£ 1,424			£ 254	£ 309	12x8		
14x8	148PAPS	£ 1,629	148PPPS	£ 1,629			£ 274	£ 339	14x8		
16x8	168PAPS	£ 1,759	168PPPS	£ 1,759			£ 319	£ 369	16x8		
18x8	188PAPS	£ 2,104	188PPPS	£ 2,104			£ 339	£ 399	18x8		
20x8	208PAPS	£ 2,239	208PPPS	£ 2,239			£ 374	£ 429	20x8		
Change to windowless OR reduce number of 4ft window sections.		FREE		Change to 3' 6" double doors from standard 2'6" single.		£		50			

note - on 4ft deep potting sheds, the staging may intrude into the door opening so may need re-positioning


Power® Bike Shed

		<i>Power Apex Bike Shed</i>		<i>Power Pent Bike Shed</i>							
											
		<ul style="list-style-type: none"> > 4'10" extra wide double doors > 12mm shiplap T&G cladding > 44x28mm framing > 12mm T&G floor and roof > Golden brown wood preserver > 4'9" Eaves height 		<ul style="list-style-type: none"> > 4'10" extra wide double doors > 12mm shiplap T&G cladding > 44x28mm framing > 12mm T&G floor and roof > Golden brown wood preserver > 4'9" Eaves height > Doors can be positioned on either the high or low side. 				<p>Timber Base Kit</p>		<p>EPDM Rubber Roof Upgrade From The Standard Felt Roof</p>	
<i>Size (Ft) = L x W (Gable)</i>	<i>Code</i>	<i>RRP inc VAT</i>		<i>Code</i>	<i>RRP inc VAT</i>		<i>Base Kit price inc VAT</i>		<i>EPDM* Price inc VAT</i>		<i>Size (Ft) = L x W (Gable)</i>
2x6	26PAB	£	479	n/a	£	n/a	£	74	£	109	2x6
3x6	36PAB	£	509	n/a	£	n/a	£	89	£	114	3x6
4x6	46PAB	£	559	n/a	£	n/a	£	114	£	164	4x6
6x2	n/a	n/a	n/a	62PPB	£	464	£	74	£	119	6x2
6x3	n/a	n/a	n/a	63PPB	£	499	£	89	£	124	6x3
6x4	n/a	n/a	n/a	64PPB	£	554	£	114	£	164	6x4
6x5	n/a	n/a	n/a	65PPB	£	624	£	124	£	159	6x5
6x6	n/a	n/a	n/a	66PPB	£	654	£	134	£	189	6x6
8x2	n/a	n/a	n/a	82PPB	£	544	£	114	£	129	8x2
8x3	n/a	n/a	n/a	83PPB	£	589	£	119	£	149	8x3
8x4	n/a	n/a	n/a	84PPB	£	664	£	124	£	184	8x4
8x5	n/a	n/a	n/a	85PPB	£	724	£	134	£	199	8x5
8x6	n/a	n/a	n/a	86PPB	£	739	£	144	£	214	8x6
10x2	n/a	n/a	n/a	102PPB	£	629	£	124	£	154	10x2
10x3	n/a	n/a	n/a	103PPB	£	669	£	139	£	179	10x3
10x4	n/a	n/a	n/a	104PPB	£	739	£	154	£	199	10x4
10x5	n/a	n/a	n/a	105PPB	£	799	£	174	£	199	10x5
10x6	n/a	n/a	n/a	106PPB	£	859	£	189	£	234	10x6

Power® Storage Shed



Power Apex Storage Shed		Power Pent Storage Shed						
								
<ul style="list-style-type: none"> > 4'10" extra wide double doors > 12mm shiplap T&G cladding > 44x28mm framing > 12mm T&G floor and roof > Golden brown wood preserver > 5'11" Eaves height 		<ul style="list-style-type: none"> > 4'10" extra wide double doors > 12mm shiplap T&G cladding > 44x28mm framing > 12mm T&G floor and roof > Golden brown wood preserver > 5'11" Eaves height > Doors can be positioned on either the high or low side 			Timber Base Kit	EPDM Rubber Roof Upgrade From The Standard Felt Roof		
Size (Ft) = L x W (Gable)	Code	RRP inc VAT	Code	RRP inc VAT		Base Kit price inc VAT	EPDM* Price inc VAT	Size (Ft) = L x W (Gable)
2x6	26PASTORE	£ 529	n/a	n/a		£ 74	£ 109	2x6
3x6	36PASTORE	£ 539	n/a	n/a		£ 89	£ 114	3x6
4x6	46PASTORE	£ 599	n/a	n/a		£ 114	£ 164	4x6
5x6	56PASTORE	£ 659	n/a	n/a		£ 129	£ 179	5x6
6x6	66PASTORE	£ 724	66PPSTORE	£ 709		£ 134	£ 189	6x6
8x6	86PASTORE	£ 779	86PPSTORE	£ 824		£ 144	£ 214	8x6
6x2	n/a	n/a	62PPSTORE	£ 499		£ 74	£ 119	6x2
6x3	n/a	n/a	63PPSTORE	£ 529		£ 89	£ 124	6x3
6x4	n/a	n/a	64PPSTORE	£ 599		£ 114	£ 164	6x4
6x5	n/a	n/a	65PPSTORE	£ 659		£ 124	£ 159	6x5
6x8	n/a	n/a	68PPSTORE	£ 829		£ 154	£ 209	6x8
8x2	n/a	n/a	82PPSTORE	£ 579		£ 114	£ 129	8x2
8x3	n/a	n/a	83PPSTORE	£ 609		£ 119	£ 149	8x3
8x4	n/a	n/a	84PPSTORE	£ 699		£ 124	£ 184	8x4
8x5	n/a	n/a	85PPSTORE	£ 774		£ 134	£ 199	8x5
8x8	n/a	n/a	88PPSTORE	£ 1,004		£ 189	£ 239	8x8
10x2	n/a	n/a	102PPSTORE	£ 639		£ 124	£ 154	10x2
10x3	n/a	n/a	103PPSTORE	£ 684		£ 139	£ 179	10x3
10x4	n/a	n/a	104PPSTORE	£ 769		£ 154	£ 199	10x4
10x5	n/a	n/a	105PPSTORE	£ 849		£ 174	£ 199	10x5
10x6	n/a	n/a	106PPSTORE	£ 899		£ 189	£ 234	10x6
10x8	n/a	n/a	108PPSTORE	£ 1,109		£ 209	£ 289	10x8

Power® Toolshed

Power Toolshed										
										
<ul style="list-style-type: none"> > 12mm shiplap T&G cladding > 44x28mm framing > 12mm T&G floor and roof > Golden brown wood preserver > 5'11" Eaves height 						Timber Base Kit		EPDM Rubber Roof Upgrade From The Standard Felt Roof		
Size (Ft) = L x W (Gable)	Code	RRP inc VAT				Base Kit price inc VAT		EPDM* Price inc VAT		Size (Ft) = L x W (Gable)
5x2	52PPTOOL	£	444			£	69	£	129	5x2
5x3	53PPTOOL	£	474			£	84	£	139	5x3
5x4	54PPTOOL	£	544			£	109	£	159	5x4
5x5	55PPTOOL	£	579			£	119	£	169	5x5

Change to 3' 6" double doors from standard 2'6" single.	£	50.00
---	---	-------

Power® Log Stores





Power Log Store				Power Triangular Log Store				
								
<ul style="list-style-type: none"> > 10mm timber slatted cladding > Golden brown wood preserver > Shelf as an optional extra 				<ul style="list-style-type: none"> > 12mm T&G throughout > Golden brown wood preserver > Shelf included as standard 				
Size (Ft)	Code	RRP inc VAT		Size	Code		RRP inc VAT	
4x2	42PLS	£	144	3x2	32PTLS	£	144	
6x2	62PLS	£	209	4x2	42PTLS	£	159	

Add shelving	£	20
--------------	---	----

Power® Pub Shed

Power Pub Shed							
							
<ul style="list-style-type: none"> > 12mm shiplap T&G cladding > 44x28mm framing > 12mm T&G floor and roof > Easy to open/close hatches 					Timber Base Kit	EPDM Rubber Roof Upgrade From The Standard Felt Roof	
Size (Ft) = L x W (Gable)	Code	RRP inc VAT			Base Kit price inc VAT	EPDM* Price inc VAT	Size (Ft) = L x W (Gable)
4x4	44PUBS	£ 624			£ 64	£ 129	4x4
6x4	64PUBS	£ 759			£ 114	£ 164	6x4
8x4	84PUBS	£ 869			£ 124	£ 184	8x4
10x4	104PUBS	£ 1,009			£ 154	£ 199	10x4
12x4	124PUBS	£ 1,129			£ 174	£ 209	12x4





Power® Corner Buildings

Power Corner Shed		Power Corner Summerhouse					
							
<ul style="list-style-type: none"> > 12mm shiplap T&G cladding > 44x28mm framing > 12mm T&G floor and roof > Golden brown wood preserver 		<ul style="list-style-type: none"> > 12mm shiplap T&G cladding > 44x28mm framing > 12mm T&G floor and roof > Full paned toughened glass door and windows > Golden brown wood preserver 			Timber Base Kit**	EPDM Rubber Roof Upgrade From The Standard Felt Roof	
Size (Ft)	Code	RRP inc VAT	Code	RRP inc VAT	Base Kit price inc VAT	EPDM* Price inc VAT	Size (Ft)
6x6	66PC	£ 714	66PCSH	£ 954	£ 134	£ 189	6x6

**note - the timber base kit for the 6x6 Corner Buildings will be a square base with decking boards used to cover the front corner.

Change to windowless OR reduce number of 4ft window sections.	FREE	Change to 3' 6" double doors from standard 2'6" single.	£ 50
---	------	---	------

Power® Summerhouse

Power Apex Summerhouse		Power Pent Summerhouse						
								
<ul style="list-style-type: none"> > 12mm shiplap T&G cladding > 44x28mm framing > 12mm T&G floor and roof > Fully paned toughened glass door and windows > Golden brown wood preserver 		<ul style="list-style-type: none"> > 12mm shiplap T&G cladding > 44x28mm framing > 12mm T&G floor and roof > Fully paned toughened glass door and windows > Golden brown wood preserver 				Timber Base Kit	EPDM Rubber Roof Upgrade From The Standard Felt Roof	
Size (Ft) = L x W (Gable)	Code	RRP inc VAT	Code	RRP inc VAT		Base Kit price inc VAT	EPDM* Price inc VAT	Size (Ft) = L x W (Gable)
4x4	44PASH	£ 629	44PPSH	£ 629		£ 64	£ 129	4x4
4x6	46PASH	£ 719	46PPSH	£ 719		£ 114	£ 164	4x6
4x8	48PASH	£ 879	48PPSH	£ 879		£ 134	£ 179	4x8
6x4	64PASH	£ 729	64PPSH	£ 729		£ 114	£ 164	6x4
6x6	66PASH	£ 844	66PPSH	£ 844		£ 134	£ 189	6x6
6x8	68PASH	£ 1,049	68PPSH	£ 1,049		£ 154	£ 209	6x8
8x4	84PASH	£ 819	84PPSH	£ 819		£ 124	£ 184	8x4
8x6	86PASH	£ 934	86PPSH	£ 934		£ 144	£ 214	8x6
8x8	88PASH	£ 1,184	88PPSH	£ 1,184		£ 189	£ 239	8x8
10x4	104PASH	£ 954	104PPSH	£ 954		£ 154	£ 199	10x4
10x6	106PASH	£ 1,089	106PPSH	£ 1,089		£ 189	£ 234	10x6
10x8	108PASH	£ 1,349	108PPSH	£ 1,349		£ 209	£ 289	10x8
12x4	124PASH	£ 1,074	124PPSH	£ 1,074		£ 174	£ 209	12x4
12x6	126PASH	£ 1,279	126PPSH	£ 1,279		£ 209	£ 254	12x6
12x8	128PASH	£ 1,479	128PPSH	£ 1,479		£ 254	£ 309	12x8
14x4	144PASH	£ 1,254	144PPSH	£ 1,254		£ 209	£ 229	14x4
14x6	146PASH	£ 1,424	146PPSH	£ 1,424		£ 254	£ 299	14x6
14x8	148PASH	£ 1,664	148PPSH	£ 1,664		£ 274	£ 339	14x8
16x4	164PASH	£ 1,534	164PPSH	£ 1,534		£ 229	£ 249	16x4
16x6	166PASH	£ 1,714	166PPSH	£ 1,714		£ 274	£ 319	16x6
16x8	168PASH	£ 1,804	168PPSH	£ 1,804		£ 319	£ 369	16x8
18x4	184PASH	£ 1,659	184PPSH	£ 1,659		£ 274	£ 259	18x4
18x6	186PASH	£ 1,864	186PPSH	£ 1,864		£ 319	£ 339	18x6
18x8	188PASH	£ 2,134	188PPSH	£ 2,134		£ 339	£ 399	18x8
20x4	204PASH	£ 1,799	204PPSH	£ 1,799		£ 294	£ 294	20x4
20x6	206PASH	£ 2,014	206PPSH	£ 2,014		£ 339	£ 359	20x6
20x8	208PASH	£ 2,279	208PPSH	£ 2,279		£ 374	£ 429	20x8

Power[®] Potting Shed Combi (Includes Side Store)

Power Apex Potting Shed Combi (includes Side Store)		Power Pent Potting Shed Combi (includes Side Store)						
								
<ul style="list-style-type: none"> > 12mm shiplap T&G cladding > 44x28mm framing > 12mm T&G floor and roof > Golden brown wood preserver > Internal staging included as standard > 4ft or 6ft side storage included 		<ul style="list-style-type: none"> > 12mm shiplap T&G cladding > 44x28mm framing > 12mm T&G floor and roof > Golden brown wood preserver > Internal staging included as standard > 4ft or 6ft side storage included 			Timber Base Kit	EPDM Rubber Roof Upgrade From The Standard Felt Roof		
Size (Ft) = L x W (Gable)	Code	RRP inc VAT	Code	RRP inc VAT		Base Kit price inc VAT	EPDM* Price inc VAT	Size (Ft) = L x W (Gable)
8x4 (includes 4ft Side Store)	84PAPSC4	£ 939	84PPPSC4	£ 939		£ 124	£ 184	8x4 (includes 4ft Side Store)
10x4 (includes 4ft Side Store)	104PAPSC4	£ 1,129	104PPPSC4	£ 1,129		£ 154	£ 199	10x4 (includes 4ft Side Store)
12x4 (includes 4ft Side Store)	124PAPSC4	£ 1,199	124PPPSC4	£ 1,199		£ 174	£ 209	12x4 (includes 4ft Side Store)
14x4 (includes 4ft Side Store)	144PAPSC4	£ 1,374	144PPPSC4	£ 1,374		£ 209	£ 229	14x4 (includes 4ft Side Store)
16x4 (includes 4ft Side Store)	164PAPSC4	£ 1,479	164PPPSC4	£ 1,479		£ 229	£ 249	16x4 (includes 4ft Side Store)
18x4 (includes 4ft Side Store)	184PAPSC4	£ 1,629	184PPPSC4	£ 1,629		£ 274	£ 259	18x4 (includes 4ft Side Store)
20x4 (includes 4ft Side Store)	204PAPSC4	£ 1,739	204PPPSC4	£ 1,739		£ 294	£ 294	20x4 (includes 4ft Side Store)
10x4 (includes 6ft Side Store)	104PAPSC6	£ 1,104	104PPPSC6	£ 1,104		£ 154	£ 199	10x4 (includes 6ft Side Store)
12x4 (includes 6ft Side Store)	124PAPSC6	£ 1,214	124PPPSC6	£ 1,214		£ 174	£ 209	12x4 (includes 6ft Side Store)
14x4 (includes 6ft Side Store)	144PAPSC6	£ 1,339	144PPPSC6	£ 1,339		£ 209	£ 229	14x4 (includes 6ft Side Store)
16x4 (includes 6ft Side Store)	164PAPSC6	£ 1,529	164PPPSC6	£ 1,529		£ 229	£ 249	16x4 (includes 6ft Side Store)
18x4 (includes 6ft Side Store)	184PAPSC6	£ 1,589	184PPPSC6	£ 1,589		£ 274	£ 259	18x4 (includes 6ft Side Store)
20x4 (includes 6ft Side Store)	204PAPSC6	£ 1,749	204PPPSC6	£ 1,749		£ 294	£ 294	20x4 (includes 6ft Side Store)
8x6 (includes 4ft Side Store)	86PAPSC4	£ 1,129	86PPPSC4	£ 1,129		£ 144	£ 214	8x6 (includes 4ft Side Store)
10x6 (includes 4ft Side Store)	106PAPSC4	£ 1,299	106PPPSC4	£ 1,299		£ 189	£ 234	10x6 (includes 4ft Side Store)
12x6 (includes 4ft Side Store)	126PAPSC4	£ 1,479	126PPPSC4	£ 1,479		£ 209	£ 254	12x6 (includes 4ft Side Store)
14x6 (includes 4ft Side Store)	146PAPSC4	£ 1,639	146PPPSC4	£ 1,639		£ 254	£ 299	14x6 (includes 4ft Side Store)
16x6 (includes 4ft Side Store)	166PAPSC4	£ 1,759	166PPPSC4	£ 1,759		£ 274	£ 319	16x6 (includes 4ft Side Store)
18x6 (includes 4ft Side Store)	186PAPSC4	£ 1,929	186PPPSC4	£ 1,929		£ 319	£ 339	18x6 (includes 4ft Side Store)
20x6 (includes 4ft Side Store)	206PAPSC4	£ 2,039	206PPPSC4	£ 2,039		£ 339	£ 359	20x6 (includes 4ft Side Store)
10x6 (includes 6ft Side Store)	106PAPSC6	£ 1,294	106PPPSC6	£ 1,294		£ 189	£ 234	10x6 (includes 6ft Side Store)
12x6 (includes 6ft Side Store)	126PAPSC6	£ 1,504	126PPPSC6	£ 1,504		£ 209	£ 254	12x6 (includes 6ft Side Store)
14x6 (includes 6ft Side Store)	146PAPSC6	£ 1,599	146PPPSC6	£ 1,599		£ 254	£ 299	14x6 (includes 6ft Side Store)
16x6 (includes 6ft Side Store)	166PAPSC6	£ 1,769	166PPPSC6	£ 1,769		£ 274	£ 319	16x6 (includes 6ft Side Store)
18x6 (includes 6ft Side Store)	186PAPSC6	£ 1,889	186PPPSC6	£ 1,889		£ 319	£ 339	18x6 (includes 6ft Side Store)
20x6 (includes 6ft Side Store)	206PAPSC6	£ 2,064	206PPPSC6	£ 2,064		£ 339	£ 359	20x6 (includes 6ft Side Store)
8x8 (includes 4ft Side Store)	n/a	n/a	88PPPSC4	£ 1,339		£ 189	£ 239	8x8 (includes 4ft Side Store)
10x8 (includes 4ft Side Store)	n/a	n/a	108PPPSC4	£ 1,579		£ 209	£ 289	10x8 (includes 4ft Side Store)
12x8 (includes 4ft Side Store)	n/a	n/a	128PPPSC4	£ 1,719		£ 254	£ 309	12x8 (includes 4ft Side Store)
14x8 (includes 4ft Side Store)	n/a	n/a	148PPPSC4	£ 1,964		£ 274	£ 339	14x8 (includes 4ft Side Store)
16x8 (includes 4ft Side Store)	n/a	n/a	168PPPSC4	£ 2,309		£ 319	£ 369	16x8 (includes 4ft Side Store)
18x8 (includes 4ft Side Store)	n/a	n/a	188PPPSC4	£ 2,519		£ 339	£ 399	18x8 (includes 4ft Side Store)
20x8 (includes 4ft Side Store)	n/a	n/a	208PPPSC4	£ 2,679		£ 374	£ 429	20x8 (includes 4ft Side Store)
10x8 (includes 6ft Side Store)	n/a	n/a	108PPPSC6	£ 1,549		£ 209	£ 289	10x8 (includes 6ft Side Store)
12x8 (includes 6ft Side Store)	n/a	n/a	128PPPSC6	£ 1,749		£ 254	£ 309	12x8 (includes 6ft Side Store)
14x8 (includes 6ft Side Store)	n/a	n/a	148PPPSC6	£ 1,934		£ 274	£ 339	14x8 (includes 6ft Side Store)
16x8 (includes 6ft Side Store)	n/a	n/a	168PPPSC6	£ 2,319		£ 319	£ 369	16x8 (includes 6ft Side Store)
18x8 (includes 6ft Side Store)	n/a	n/a	188PPPSC6	£ 2,459		£ 339	£ 399	18x8 (includes 6ft Side Store)
20x8 (includes 6ft Side Store)	n/a	n/a	208PPPSC6	£ 2,699		£ 374	£ 429	20x8 (includes 6ft Side Store)

Power® Summerhouse Combi (Includes Side Store)

Power Apex Summerhouse Combi (includes Side Store)		Power Pent Summerhouse Combi (includes Side Store)						
								
<ul style="list-style-type: none"> > 12mm shiplap T&G cladding > 44x28mm framing > 12mm T&G floor and roof > 4ft or 6ft side storage included > Golden brown wood preserver 		<ul style="list-style-type: none"> > 12mm shiplap T&G cladding > 44x28mm framing > 12mm T&G floor and roof > 4ft or 6ft side storage included > Golden brown wood preserver 			Timber Base Kit	EPDM Rubber Roof Upgrade From The Standard Felt Roof		
Size (Ft) = L x W (Gable)	Code	RRP inc VAT	Code	RRP inc VAT		Base Kit price inc VAT	EPDM* Price inc VAT	Size (Ft) = L x W (Gable)
8x4 (includes 4ft Side Store)	84PASHC4	£ 1,119	84PPSHC4	£ 1,119		£ 124	£ 184	8x4 (includes 4ft Side Store)
10x4 (includes 4ft Side Store)	104PASHC4	£ 1,264	104PPSHC4	£ 1,264		£ 154	£ 199	10x4 (includes 4ft Side Store)
12x4 (includes 4ft Side Store)	124PASHC4	£ 1,439	124PPSHC4	£ 1,439		£ 174	£ 209	12x4 (includes 4ft Side Store)
14x4 (includes 4ft Side Store)	144PASHC4	£ 1,544	144PPSHC4	£ 1,544		£ 209	£ 229	14x4 (includes 4ft Side Store)
16x4 (includes 4ft Side Store)	164PASHC4	£ 1,664	164PPSHC4	£ 1,664		£ 229	£ 249	16x4 (includes 4ft Side Store)
18x4 (includes 4ft Side Store)	184PASHC4	£ 1,794	184PPSHC4	£ 1,794		£ 274	£ 259	18x4 (includes 4ft Side Store)
20x4 (includes 4ft Side Store)	204PASHC4	£ 1,924	204PPSHC4	£ 1,924		£ 294	£ 294	20x4 (includes 4ft Side Store)
10x4 (includes 6ft Side Store)	104PASHC6	£ 1,279	104PPSHC6	£ 1,279		£ 154	£ 199	10x4 (includes 6ft Side Store)
12x4 (includes 6ft Side Store)	124PASHC6	£ 1,404	124PPSHC6	£ 1,404		£ 174	£ 209	12x4 (includes 6ft Side Store)
14x4 (includes 6ft Side Store)	144PASHC6	£ 1,544	144PPSHC6	£ 1,544		£ 209	£ 229	14x4 (includes 6ft Side Store)
16x4 (includes 6ft Side Store)	164PASHC6	£ 1,729	164PPSHC6	£ 1,729		£ 229	£ 249	16x4 (includes 6ft Side Store)
18x4 (includes 6ft Side Store)	184PASHC6	£ 1,794	184PPSHC6	£ 1,794		£ 274	£ 259	18x4 (includes 6ft Side Store)
20x4 (includes 6ft Side Store)	204PASHC6	£ 1,934	204PPSHC6	£ 1,934		£ 294	£ 294	20x4 (includes 6ft Side Store)
8x6 (includes 4ft Side Store)	86PASHC4	£ 1,329	86PPSHC4	£ 1,329		£ 144	£ 214	8x6 (includes 4ft Side Store)
10x6 (includes 4ft Side Store)	106PASHC4	£ 1,504	106PPSHC4	£ 1,504		£ 189	£ 234	10x6 (includes 4ft Side Store)
12x6 (includes 4ft Side Store)	126PASHC4	£ 1,689	126PPSHC4	£ 1,689		£ 209	£ 254	12x6 (includes 4ft Side Store)
14x6 (includes 4ft Side Store)	146PASHC4	£ 1,824	146PPSHC4	£ 1,824		£ 254	£ 299	14x6 (includes 4ft Side Store)
16x6 (includes 4ft Side Store)	166PASHC4	£ 1,959	166PPSHC4	£ 1,959		£ 274	£ 319	16x6 (includes 4ft Side Store)
18x6 (includes 4ft Side Store)	186PASHC4	£ 2,114	186PPSHC4	£ 2,114		£ 319	£ 339	18x6 (includes 4ft Side Store)
20x6 (includes 4ft Side Store)	206PASHC4	£ 2,254	206PPSHC4	£ 2,254		£ 339	£ 359	20x6 (includes 4ft Side Store)
10x6 (includes 6ft Side Store)	106PASHC6	£ 1,519	106PPSHC6	£ 1,519		£ 189	£ 234	10x6 (includes 6ft Side Store)
12x6 (includes 6ft Side Store)	126PASHC6	£ 1,694	126PPSHC6	£ 1,694		£ 209	£ 254	12x6 (includes 6ft Side Store)
14x6 (includes 6ft Side Store)	146PASHC6	£ 1,824	146PPSHC6	£ 1,824		£ 254	£ 299	14x6 (includes 6ft Side Store)
16x6 (includes 6ft Side Store)	166PASHC6	£ 1,949	166PPSHC6	£ 1,949		£ 274	£ 319	16x6 (includes 6ft Side Store)
18x6 (includes 6ft Side Store)	186PASHC6	£ 2,124	186PPSHC6	£ 2,124		£ 319	£ 339	18x6 (includes 6ft Side Store)
20x6 (includes 6ft Side Store)	206PASHC6	£ 2,264	206PPSHC6	£ 2,264		£ 339	£ 359	20x6 (includes 6ft Side Store)
8x8 (includes 4ft Side Store)	n/a	n/a	88PPSHC4	£ 1,599		£ 189	£ 239	8x8 (includes 4ft Side Store)
10x8 (includes 4ft Side Store)	n/a	n/a	108PPSHC4	£ 1,814		£ 209	£ 289	10x8 (includes 4ft Side Store)
12x8 (includes 4ft Side Store)	n/a	n/a	128PPSHC4	£ 1,979		£ 254	£ 309	12x8 (includes 4ft Side Store)
14x8 (includes 4ft Side Store)	n/a	n/a	148PPSHC4	£ 2,214		£ 274	£ 339	14x8 (includes 4ft Side Store)
16x8 (includes 4ft Side Store)	n/a	n/a	168PPSHC4	£ 2,614		£ 319	£ 369	16x8 (includes 4ft Side Store)
18x8 (includes 4ft Side Store)	n/a	n/a	188PPSHC4	£ 2,809		£ 339	£ 399	18x8 (includes 4ft Side Store)
20x8 (includes 4ft Side Store)	n/a	n/a	208PPSHC4	£ 2,999		£ 374	£ 429	20x8 (includes 4ft Side Store)
10x8 (includes 6ft Side Store)	n/a	n/a	108PPSHC6	£ 1,829		£ 209	£ 289	10x8 (includes 6ft Side Store)
12x8 (includes 6ft Side Store)	n/a	n/a	128PPSHC6	£ 2,014		£ 254	£ 309	12x8 (includes 6ft Side Store)
14x8 (includes 6ft Side Store)	n/a	n/a	148PPSHC6	£ 2,214		£ 274	£ 339	14x8 (includes 6ft Side Store)
16x8 (includes 6ft Side Store)	n/a	n/a	168PPSHC6	£ 2,644		£ 319	£ 369	16x8 (includes 6ft Side Store)
18x8 (includes 6ft Side Store)	n/a	n/a	188PPSHC6	£ 2,819		£ 339	£ 399	18x8 (includes 6ft Side Store)
20x8 (includes 6ft Side Store)	n/a	n/a	208PPSHC6	£ 3,084		£ 374	£ 429	20x8 (includes 6ft Side Store)

Power® Pergolas



- > Premium grade pressure treated timber
- > Extra thick 140x140mm upright posts
- > Under 2.5m to typically avoid planning permission
- > Additional feet & bolt-down brackets supplied



Size (Ft)	Code	RRP inc VAT
10x10	1010PPERG	£ 899
12x10	1210PPERG	£ 924
14x10	1410PPERG	£ 949
16x10	1610PPERG	£ 1,174
18x10	1810PPERG	£ 1,219
20x10	2010PPERG	£ 1,229
10x12	1012PPERG	£ 914
12x12	1212PPERG	£ 939
14x12	1412PPERG	£ 969
16x12	1612PPERG	£ 1,199
18x12	1812PPERG	£ 1,249
20x12	2012PPERG	£ 1,254
10x14	1014PPERG	£ 929
12x14	1214PPERG	£ 959
14x14	1414PPERG	£ 989
16x14	1614PPERG	£ 1,219
18x14	1814PPERG	£ 1,274
20x14	2014PPERG	£ 1,284

Power® Decking

- > Premium grade pressure treated timber used throughout
- > 28mm reversible dual sided timber decking boards
- > 95 x 44mm pressure treated base
- > 85 x 85mm newel posts with rounded finish (if handrails chosen)



Size (Ft)	No Handrails			Handrails On Back & One Side			Handrails On Back & Two Sides		
	£	£	£	£	£	£	£	£	
4x4	£ 219	£ 244	£ 274	£ 324	£ 359	£ 409	£ 324	£ 359	£ 409
4x6	£ 244	£ 274	£ 299	£ 464	£ 494	£ 539	£ 464	£ 494	£ 539
4x8	£ 274	£ 299	£ 319	£ 494	£ 524	£ 564	£ 524	£ 554	£ 594
4x10	£ 299	£ 319	£ 354	£ 564	£ 594	£ 639	£ 594	£ 624	£ 664
4x12	£ 319	£ 354	£ 379	£ 629	£ 659	£ 699	£ 659	£ 689	£ 724
4x14	£ 354	£ 379	£ 420	£ 699	£ 729	£ 774	£ 729	£ 759	£ 794
4x16	£ 379	£ 420	£ 434	£ 744	£ 774	£ 819	£ 774	£ 804	£ 839
4x18	£ 399	£ 434	£ 489	£ 819	£ 849	£ 894	£ 849	£ 879	£ 914
4x20	£ 434	£ 489	£ 504	£ 894	£ 924	£ 969	£ 924	£ 954	£ 989
6x6	£ 289	£ 324	£ 369	£ 414	£ 449	£ 494	£ 414	£ 449	£ 494
6x8	£ 324	£ 369	£ 399	£ 489	£ 524	£ 569	£ 489	£ 524	£ 569
6x10	£ 369	£ 399	£ 449	£ 569	£ 604	£ 649	£ 604	£ 639	£ 674
6x12	£ 399	£ 449	£ 479	£ 649	£ 689	£ 724	£ 689	£ 724	£ 759
6x14	£ 449	£ 479	£ 524	£ 724	£ 754	£ 794	£ 754	£ 784	£ 819
6x16	£ 479	£ 524	£ 559	£ 794	£ 824	£ 869	£ 824	£ 854	£ 889
6x18	£ 524	£ 559	£ 604	£ 869	£ 899	£ 944	£ 899	£ 929	£ 964
6x20	£ 559	£ 604	£ 629	£ 924	£ 954	£ 999	£ 954	£ 984	£ 1,019
8x8	£ 379	£ 429	£ 459	£ 584	£ 614	£ 649	£ 614	£ 644	£ 674
8x10	£ 429	£ 459	£ 494	£ 644	£ 674	£ 709	£ 674	£ 704	£ 734
8x12	£ 474	£ 504	£ 534	£ 694	£ 724	£ 759	£ 724	£ 754	£ 784
8x14	£ 534	£ 564	£ 594	£ 754	£ 784	£ 819	£ 784	£ 814	£ 844
8x16	£ 584	£ 614	£ 649	£ 819	£ 849	£ 884	£ 849	£ 879	£ 909
8x18	£ 629	£ 659	£ 689	£ 884	£ 914	£ 949	£ 914	£ 944	£ 974
8x20	£ 689	£ 719	£ 749	£ 949	£ 979	£ 1,014	£ 979	£ 1,009	£ 1,039
10x10	£ 504	£ 554	£ 584	£ 729	£ 774	£ 819	£ 774	£ 819	£ 864
10x12	£ 554	£ 584	£ 639	£ 814	£ 844	£ 899	£ 844	£ 889	£ 934
10x14	£ 639	£ 669	£ 689	£ 909	£ 939	£ 984	£ 939	£ 974	£ 1,019
10x16	£ 689	£ 719	£ 764	£ 1,009	£ 1,039	£ 1,084	£ 1,039	£ 1,079	£ 1,124
10x18	£ 764	£ 794	£ 824	£ 1,089	£ 1,119	£ 1,164	£ 1,119	£ 1,159	£ 1,204
10x20	£ 824	£ 854	£ 884	£ 1,164	£ 1,194	£ 1,239	£ 1,194	£ 1,234	£ 1,279
12x12	£ 629	£ 679	£ 709	£ 904	£ 934	£ 979	£ 934	£ 974	£ 1,019
12x14	£ 719	£ 749	£ 789	£ 1,034	£ 1,064	£ 1,109	£ 1,064	£ 1,104	£ 1,149
12x16	£ 789	£ 819	£ 859	£ 1,114	£ 1,144	£ 1,189	£ 1,144	£ 1,184	£ 1,229
12x18	£ 859	£ 889	£ 924	£ 1,189	£ 1,219	£ 1,264	£ 1,219	£ 1,259	£ 1,304
12x20	£ 1,104	£ 1,134	£ 1,164	£ 1,469	£ 1,499	£ 1,544	£ 1,499	£ 1,539	£ 1,584
14x14	£ 829	£ 859	£ 889	£ 1,299	£ 1,329	£ 1,374	£ 1,329	£ 1,369	£ 1,414
14x16	£ 1,059	£ 1,089	£ 1,119	£ 1,409	£ 1,439	£ 1,484	£ 1,439	£ 1,479	£ 1,524
14x18	£ 1,159	£ 1,189	£ 1,219	£ 1,519	£ 1,549	£ 1,594	£ 1,549	£ 1,589	£ 1,634
14x20	£ 1,239	£ 1,269	£ 1,299	£ 1,639	£ 1,669	£ 1,714	£ 1,669	£ 1,709	£ 1,754
16x16	£ 1,149	£ 1,179	£ 1,209	£ 1,509	£ 1,539	£ 1,584	£ 1,539	£ 1,579	£ 1,624
16x18	£ 1,239	£ 1,269	£ 1,299	£ 1,614	£ 1,644	£ 1,689	£ 1,644	£ 1,689	£ 1,734
16x20	£ 1,359	£ 1,389	£ 1,419	£ 1,774	£ 1,804	£ 1,849	£ 1,804	£ 1,849	£ 1,894
18x18	£ 1,374	£ 1,404	£ 1,434	£ 1,754	£ 1,784	£ 1,829	£ 1,784	£ 1,829	£ 1,874
18x20	£ 1,484	£ 1,514	£ 1,544	£ 1,899	£ 1,929	£ 1,974	£ 1,929	£ 1,974	£ 2,019
20x20	£ 1,619	£ 1,649	£ 1,679	£ 2,089	£ 2,119	£ 2,164	£ 2,119	£ 2,164	£ 2,209

Accessories			Delivery Options			
		Delivered with shed	Delivered on its own		4x4 - 12x6	14x4 - 20x10
4ft Shelving		£ 29	£ 52	3-5 working day delivery to majority of postcodes in mainland UK inc Northern Ireland - lead times may be extended in peak periods	FREE	FREE
6ft Shelving		£ 39	£ 62			
2ft Two Tier Staging		£ 29	£ 52	Next day delivery / 2 day delivery (if available)	£ 35	£ 70
4ft Two Tier Staging		£ 49	£ 72	Saturday delivery	£ 55	£ 110
Spare Shed Key		£ 5	£ 6	Outer Hebrides Postcodes HS, KW15-17 or ZE	£ 120	£ 240
Power Planter		£ 18	£ 28	Scottish Islands Postcodes IV41-51, IV55-56, KA27-28, PA20, PA41-80, PH26, PH42-44, IV4-5, IV13-14, IV34-45	£ 100	£ 200
Power Pressure Treated Planter		£ 20	£ 30	Isle of Wight & Isle of Man	£ 50	£ 75
Power Pressure Treated Hexagonal Planter		£ 25	£ 35	Guernsey and Jersey	£ 240	£ 480
Power Window Box		£ 10	£ 20	*Please note if ordering EPDM, this is sent via courier directly from the supplier and may be delivered on a separate day to delivery. EPDM replaces felt (so you will not receive both felt and EPDM). EPDM will exclude either adhesive spray or a tin of adhesive with a roller depending on the size of the building.		
Power Paint (2.5L)		£ 24	£ 34	Unfortunately we're not able to dropship EPDM to Northern Ireland. Please contact us directly if you have a customer in NI requesting EPDM.		
Power 4 Tier Racking		£ 64	£ 84			