



Over 100 Years of Cedar Greenhouses



SEASON 2024

ALTONGREENHOUSES.COM



SUMMERHOUSES
CAN BE
FOUND INSIDE



A whole concept for a Cedar Greenhouse...

Since 1921, Alton has been at the forefront of the Cedar greenhouse market. The iconic sloping sided Amateur greenhouse has led the market for decades and at the time of its introduction in the 50s it was at the cutting edge of greenhouse design. Since then, the Alton design team have been pooling their vast knowledge and experience, along with years of feedback from our customers in order to create a Cedar greenhouse fit for the 21st Century.

Designed and manufactured in the UK

Your Alton model is crafted in our own workshop in Staffordshire. Every piece of Cedar is machined in-house in our fully equipped workshop. Some of these machines have been reliably making Alton greenhouses for over 40 years. Other, more modern additions use CNC technology to give highly accurate results. Advances in machining and joinery technology have enabled for the first time a flat-packed greenhouse which actually takes no longer to assemble than the old system of awkward to handle fully glazed panels.



Here are four reasons why Alton models are even stronger...

More wood!

It sounds simple, but it is surprising how some greenhouses both aluminium or Cedar have become thinner over the years in order to save cost. The Alton models use thick glazing bars which are based on 44x 44mm timbers or 44x69mm in places. How do we do this and remain cost effective? When these models were being designed, we carefully studied the whole process from raw material and delivery and we discovered that a large part of the cost of the greenhouse was coming from double handling, storage and distribution costs mainly because the greenhouse was in large unwieldy fully glazed panels. By delivering the Alton models in a flat packed format massive efficiencies are made, which means that you get more for your money.



Bar Capping System

Most wooden Greenhouses have glass held in by a beading or a groove. The result of this can be that the glass 'rattles' in the frame. The Alton's newly developed bar capping system uses the toughened glass as an integral part of the overall strength of the greenhouse by gripping it tightly. When you feel the greenhouse, there is little or no movement in it and you can see that it is far stronger (and you don't get a rattling sound from the glass).



Mortice and Tenon Joints

The cleverly designed jointing system on the Alton has the dual benefit of making assembly straight forward and adding strength to the framework.



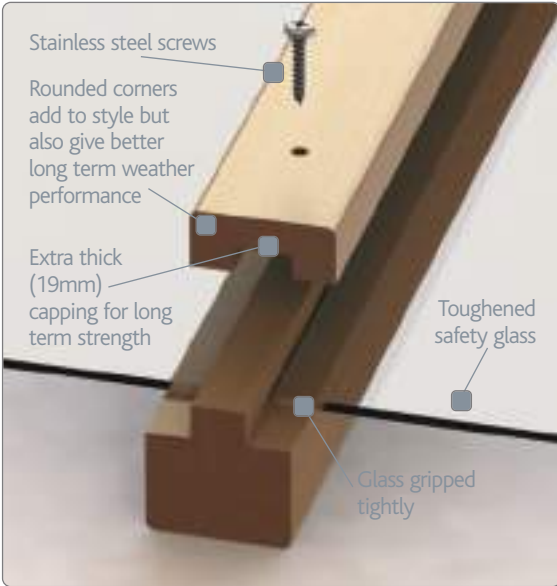
Toughened Safety Glass as standard

The 3mm Toughened safety glass that is supplied as standard with these models is in large panes which means that every pane is helping the rigidity of the overall structure. Toughened glass is 5-7 times stronger than standard horticultural glass and if you are unfortunate enough to break a pane, then it will disintegrate into hundreds of small pieces (like the side window of a car) - greatly reducing the chances of injury.



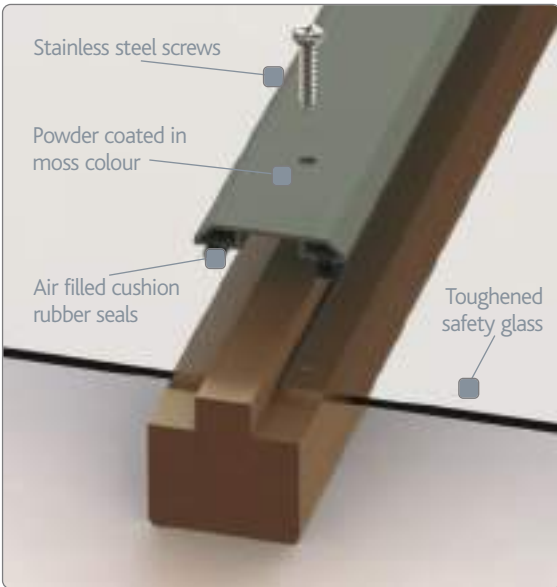
Bar capping system

Cedar capping - standard sytem



Upgrade option Aluminium bar capping

With this new Aluminium bar capping system you really can have a virtually maintenance free Cedar greenhouse - and the stylish moss colour blends in perfectly with the cedar as it ages to the distinctive silvery colour.



6x8 Model shown with the Cedar capping system



The same 6x8 greenhouse upgraded to the aluminium capping system



Why Western Red Cedar is the best material for your greenhouse?

The following text is taken from the Grading Rules for Exported Canadian Western Red Cedar published by the Pacific Lumber Inspection Bureau, Bellevue, Washington, USA.

Western Red Cedar (Thuja plicata) 'The largest and finest of the cedars produced anywhere in the world, the western red cedar is famed for its extraordinary durability and resistance to decay.

Western red cedar is a distinct species, possessing all the desirable qualities of the other cedars, and additional benefits besides. It can be finished to a smooth, silky finish; it is free from pitch, it takes and holds paints and stains excellently, and has superior gluing properties. Its colour is extremely attractive, varying from almost pure white of the narrow sapwood to the light straw shade of dark reddish-brown of the heartwood.

The wood of Western red cedar has a very low coefficient of expansion, so that it does not shrink, swell or warp excessively, even when subjected to changing degrees of temperature and moisture.

It has prime insulating qualities and its pleasing aromatic odour is repellent to moths, insects and vermin. The wood is saturated to every fibre with a natural preservative oil which renders it virtually immune from decay and gives it extreme durability without artificial preservative treatment.'

In the 70s (when aluminium greenhouses first came out) there was a detailed 12 month investigation as to the different properties of Cedar v Aluminium and it was found that the Alton greenhouse produced heavier crops (12lb more tomatoes in the Alton greenhouse). There was also noticeably less leaf-curl in the Alton and less frequent watering was required. Not only that but it was also found that the Alton greenhouse used 18% less electricity to heat because the Cedar was less subject to temperature fluctuations.



Here's how clever design reduces maintenance by keeping water away from traditionally vulnerable areas on a greenhouse.

Glass overhang on roof - This simple design means that no wood is exposed to the roof water run-off.

Glass overlaps wood at the base - By sitting the glass onto the metal base, again no wood is exposed to the run-off water from the side of the greenhouse.

Guttering system - Protects the sides by removing roof water.

Metal base - The specially designed metal base keeps the Cedar framework off the ground where conditions are damp. Unlike some other Cedar greenhouses, where it can cost hundreds of pounds to add a base, the metal base on Alton Evolution greenhouses is included on every model.

Bar capping system - If you wish to dramatically reduce the amount of Cedar that is exposed to the elements you can also upgrade to the aluminium bar capping system - please see back page.



Do I need to paint or treat my greenhouse?

Your Alton is made from 100% Western Red Cedar, The properties of which are described more eloquently than we could in the extract (left) from the Pacific Lumber inspection Bureau. This kind of Cedar is absolutely perfect for greenhouses as, although it readily absorbs moisture - even to the point of looking soaking wet, it also readily gives it up and dries quickly - yet never warps or moves - this makes it ideal for the conditions in a greenhouse. Add to this the fact that it is soaked full of naturally occurring preservative oils which make it virtually immune to rot. What's more, the pungent aroma that we find so pleasant is also a deterrent to may insects and pests.

Your Alton greenhouse will be supplied in completely natural cedar which will be factory treated in a clear wood preservative. There is no need for us to ruin this natural look, which highlights the broad variation of colours in the different pieces of the Cedar, by treating it with any artificial colour. The greenhouse will last a very long time - (customers often tell us about their 30 year old Alton greenhouse at shows) you don't need to retreat it for it to last - it will simply mellow in time to a silvery grey colour, which the Moss colour of the metal parts complements perfectly.



Of course if you wish to stain your greenhouse a certain colour, or if you wish to prevent the natural ageing effect that occurs in the first year or two as water soaks in and out of the Cedar wood - lifting the darker natural oils to the surface of the Cedar - then you can of course apply a coloured wood preservative if you wish - the fact that it is in a convenient flat pack format means that this is easy for you to do before you assemble it or before your fitter comes.

The treatment that we use to factory treat your Alton greenhouse is Alton Clear wood preservative, whilst not necessary from a rot prevention point of view, this does help the wood to age evenly to the attractive silvery colour which is distinctive to Cedar and reduces the prevalence of stains that can develop from the water soaking in and out of untreated wood.

The only maintenance that we really recommend is that you clean your greenhouse every year, and you'll no doubt do this anyway - to keep your glass nice and clean. Cleaning any dirt or even algae off once a year in Jan/Feb time will help your greenhouse last years and get you ready for the growing season.

Your greenhouse frame is guaranteed for 10 years against rot - you never have to treat the greenhouse for this - just leave it as it is and clean it once a year.





Other features of Alton models which will help prevent rot and therefore reduce maintenance:

Metal Base

This keeps the wood well away from the base where water can sit. Plus this unique design feature allows the glass to sit directly onto the metal base - which means that the side water is not running onto the wood, (which is a 'rot-spot' on other greenhouses) The Metal base is included on every model, regardless of which kind of capping you choose.



Glass overlaps at eaves

This feature allows the water from the roof glass to run straight into the guttering. Again this means that no water is running over wood - removing another potentially vulnerable area.

Included on every model regardless of which kind of capping you choose.

Guttering

Takes the water away and allows you to collect it. Included on every model regardless of which kind of capping you choose.

Ridge Capping

Aluminium moss green ridge capping with ball finials either end is included on every model, even if cedar capping is chosen.



Aluminium Vent Hinge

Properly designed vent hinge.

Roof Vents

A generous allocation of roof vents is included with every model and every roof vent has an automatic opener included as standard. These clever devices work through heat expansion alone to open your roof vents gradually as the temperature changes. Fully adjustable, they help you to create the perfect growing environment.



Louvres

Your new Alton model will also include one or more louvre windows. These work in tandem with your roof vents - as the automatic roof vents open and release the warm air, the greenhouse effectively sucks air in through the louvres. These can be positioned near the bottom or the top and on most models at the side of the greenhouse or at the rear. Supplied as manual opening as standard and you can add automatic louvre openers if you wish.

High Eaves

The eaves height of 5'7" on the Alton models is excellent and is as much as 18" higher than the lowest greenhouses on the market. The extra height gives you several advantages: There is more air in the greenhouse creating a better growing environment, you have more head room and a higher door, and you have plenty of room for a high level shelf in the greenhouse.



Easy access doors with no step

The unique Alton door system includes the low-profile door threshold. This popular feature means that you have no step at the door (many other greenhouses have a step at the door). Models of 8' wide and above have 4' wide access double doors which allow easy entrance for a wheelbarrow or wheelchair.

Extend to any length

If you are looking for a serious greenhouse then our EIGHT, TEN and TWELVE models should suit - they're extendable to any length, so you can easily specify a 10x30 or any size that you wish (in 2' increments).

Internal Partition

On wider models, you can add an internal partition with sliding door. This enables you to create separate environments - for example for propagation in the spring, or frost free in the winter. You can position your partition anywhere except the joint of an extension.



A whole new concept of Cedar Greenhouse has evolved

High Eaves

The high eaves height (5'7") gives you plenty of headroom and room for a high level shelf.



Frame

The frame is made from Canadian Western Red Cedar, which is extremely high in natural preservative oils which, even without further artificial treatment, make it virtually immune from decay.



Louvres

Louvres draw in cool fresh air to keep down temperature as well as the risk of pests and diseases.


Metal Base

The metal base (included on all models) keeps the wood away from the floor and enables the glass to overlap the wooden frame so no water sits on the Cedar.




Low Level Threshold

Specially designed aluminium door runner and low level threshold - gives you easy access with no step at the doorway. This 5ft wide and 6ft wide models have a single door and the wider models a generous 4ft wide double door.



Ridge Capping

Included as standard, moss green finished ball finials and ridge plate.



Auto-vents

Included as standard, these open roof vents automatically as the greenhouse warms up - keeping your plants from overheating.



Toughened Safety Glass

Glazed throughout with toughened safety glass as standard. for strength and safety. The large panes have a much more pleasant appearance than old fashioned overlapping panes.




Bar Capping

This model shows the optional Aluminium bar capping system upgrade. With this system, there is very little Cedar exposed to the elements.



Downpipe System

Includes a full length aluminium gutter each side and a downpipe each side. This not only keeps water away from the side of the greenhouse, but also helps you to collect this vital resource.





Cold Frames

Why do we need to 'harden-off' plants?

When you raise plants in your greenhouse that you will later plant out in the garden you usually need to 'Harden-off' these plants rather than just taking them straight out of the greenhouse and planting them into the garden.

When you do plant straight out, you are shocking the plant as it will go suddenly from a warm atmosphere to a potentially cold and windy environment and this can shock the plants and literally stunt their growth.

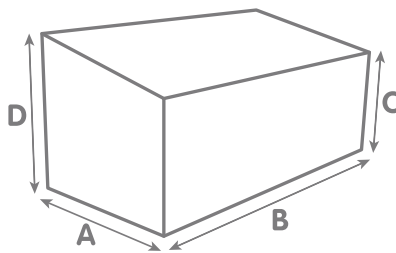
If you have ever planted out a pumkin or some sweet peas for example only to see them stay the same size for 6 weeks after planting out and sometimes look sickly and even yellow, then this is a classic symptom of not being hardened off. Then suddenly in July, they will start growing- but too late to be any good in time.

The principle of hardening-off is that you gradually introduce the change in temperature to the plants over the course of about between 1-3 weeks. If you don't have a cold frame then you might remove from the propagator first, then out of the heated greenhouse into a cold greenhouse, then by the open door of the greenhouse, then outside in the day and inside at night etc until eventually the plants are outside day and night.

A cold frame makes this process far more easier. At first you can move your plants out of the greenhouse and into the cold frames with lids slightly open in the day and closed at night. Increase the ventilation gradually each day until eventually, you remove the lids completely. Remember to cover up the cold frame if the weather turns particularly colder or even frosty (use fleece as well if you like).

Hardening-off is not just for non-hardy plants such as Pumkins or courgettes it is also important for hardy plants such as leeks or cabbages. Hardening-off actually thickens the leaves both in structure and wax level. If your greenhouse or original environment is particularly hot then you should harden-off for longer and hardy plants will adapt quicker than frost sensitive ones (and, once hardened-off, these are still of course, frost sensitive).

- Toughened glass
- Metal base plinth
- 2 hinged and sliding vents
- Western red cedar frame
- Boarding on sides is optional extra kit



Dimensions A = 645mm B = 1348mm C = 479mm D = 623mm



Made in the United Kingdom



These Alton Evolution cold frames are made from the same thick and sturdy cedar profiles as the Evolution range of greenhouses, complete with mortice and tennon joints. Complete with sliding and hinged lids you can open these in a variety of ways including two different heights with the inbuilt cedar props or you can keep them in the closed position but slide them across. At the final stage of hardening off, you can remove the lids completely by simply sliding off, then the walls of the cold frame provide that bit of shelter and warmth.



Flexible lid system (hinged, sliding and removable) gives you many different ventilation options.

Bar capping options

The Evolution cold frame comes as a choice of two models – one with cedar capping to retain the glass and one with Aluminium capping. If you want to retain the natural timber look of your cold frame then you can stick with the cedar capping, however if you want to go for more maintenance free, then you can choose the Aluminium capping system. Powder coated in the Moss colour, this is designed to blend in perfectly with the cedar both when new and later when the cedar weathers to its natural silvery colour. If you intend to add the Cedar panel upgrade kit, then you will need to use the cedar capping kit.



Above shown with aluminium capping.

4x2 Cold frame with Cedar capping £599

4x2 Cold Frame with Aluminium capping £649



Optional boarding kit

You can also add the cedar panelling kit for your cold frame, this consists of a full set of boards for all around the cold frame, all made from quality western red cedar. They can give a cosier area for the plants as the wood insulates, as well as having an attractive appearance. They will, of course, reduce light to your plants. Luckily, when you add a boarding kit, it is fully flexible. You can just put some of the boards in and leave

some sections with just glass in (see right) or you can remove the boards and just have all glass. The way that this works in practice is that the capping holds the glass in and also holds the boards in in a similar way (so to change to boards you need to remove the glass and insert the boards) which is done fairly easily by simply unscrewing the capping and swapping over.

Side panels kit (full set) £249



Shown with boards fitted to rear and sides (you can change panels with glass as you please). Full boarded - see opposite page.

ALTON

Cedar Greenhouses

EVOLUTION FIVE

5'6" Wide (1680mm)

- High eaves • Toughened glass • Cedar bar capping • Guttering & downpipes
- Auto-vents • Ground Level door threshold

Specification

- High eaves (5'7") for more space
- Extremely strong cedar framework
- Toughened safety glass & screw in bar capping as standard
- Single sliding door
- Aluminium gutter plus downpipes
- Auto-vents included (see table)
- 10 year framework guarantee



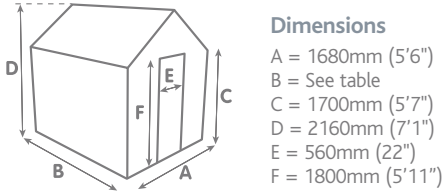
Note all prices shown are the net discounted prices incl VAT at 20%.

Nominal base length Actual base length (B)	4'5" 1346mm	6'6" 1977mm	8'6" 2606mm	10'7" 3236mm	12'9" 3866mm
No of roof vents (automatic)	One	One	Two	Three	Four
Large pane toughened safety glass	✓	✓	✓	✓	✓
No of louvre side vents	One	One	One	Two	Two
Greenhouse Price	£2199	£2399	£2799	£3199	£3599
Product ID	ID 4132	ID 4133	ID 4134	ID 4135	ID 4136
2 slat (12") wide Aluminium Shelf (Moss)	£170	£220	£270	£320	£370
3 slat (20") wide Aluminium Staging (Moss)	£185	£245	£305	£365	£425
Aluminium bar capping system (Moss)	£190	£225	£260	£295	£330

Automatic Roof Vents included as standard (see table for quantity)



- Options**
- Extra roof vents including auto opener **£158**
- Louvre side vents **£227**
- Hanging basket brackets (10) (Moss) **£29**
- Internal blinds per 2' section **£136**
- Auto-louvre **£45**



- Dimensions**
- A = 1680mm (5'6")
- B = See table
- C = 1700mm (5'7")
- D = 2160mm (7'1")
- E = 560mm (22")
- F = 1800mm (5'11")



ALTON EVOLUTION FIVE



Louvre side vent - see table for qty included



Internal roller blind for roof or side £136 per 2ft section



Glass on roof overhangs roof to prevent 'rot spots'

ALTON

Cedar Greenhouses



Upgrade to Aluminium Bar Capping

Alton models come with a Cedar capping system to retain the glass. You can upgrade this to an aluminium system which is coated in an attractive powdercoated Moss colour. This makes your greenhouse virtually maintenance free.



Recommended Staging

This new three slat staging is ideal for this five foot wide model. At 20" wide it nicely fills the gap to the side of the door. The powder coated finish in the moss colour blends perfectly with the natural wood. For the ideal set-up add a full length of this plus a high level shelf - which leaves the other side of the greenhouse free for tomatoes etc.

ALTON

Cedar Greenhouses

EVOLUTION SIX

6'6" Wide (1987mm)

- High eaves • Toughened glass • Cedar bar capping • Guttering & Downpipes
- Auto-vents • Ground level door threshold

Specification

- High eaves (5'7") for more space
- Extremely strong cedar framework
- Toughened safety glass & screw in bar capping as standard
- Sliding door with low level threshold
- Aluminium gutter plus downpipes
- Auto-vents included (see table)
- 10 year framework guarantee



Note all prices shown are the net discounted prices incl VAT at 20%.

Nominal base length Actual base length (B)	4'5" 1346mm	6'6" 1977mm	8'6" 2606mm	10'7" 3236mm	12'9" 3866mm
No of roof vents (automatic)	One	One	Two	Three	Four
Large pane toughened safety glass	✓	✓	✓	✓	✓
No of louvre side vents	One	One	One	Two	Two
Greenhouse Price	£2399	£2599	£2999	£3399	£3799
Product ID	ID 4137	ID 4138	ID 4139	ID 4140	ID 4141
2 slat (12") wide Aluminium Shelf (Moss)	£170	£220	£270	£320	£370
4 slat (25") wide Aluminium Staging (Moss)	£200	£280	£360	£440	£520
Aluminium bar capping system (Moss)	£210	£250	£290	£330	£370

Automatic Roof Vents included as standard (see table for quantity)



Cedar capping system



Auto-louvre £45

Options

- Extra roof vents including auto opener **£158**
- Louvre side vents **£227**
- Hanging basket brackets (10) (Moss) **£29**
- Internal blinds per 2' section **£136**
- Auto-louvre **£45**



4'5" Long ID 4137



6'6" Long ID 4138



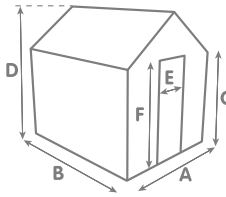
8'6" Long ID 4138



10'7" Long ID 4138



12'9" Long ID 4138



Dimensions

- A = 1987mm (6'6")
- B = See table
- C = 1700mm (5'7")
- D = 2330mm (7'4")
- E = 560mm (22")
- F = 1890mm (6'2")



Metal base



Low level door threshold



Downpipes included



ALTON EVOLUTION SIX



Louvre side vent - see table for qty included



Internal roller blind for roof or side £136 per 2ft section



Glass on roof overhangs roof to prevent 'rot spots'

ALTON

Cedar Greenhouses



Upgrade to Aluminium bar capping

Alton models come with a Cedar capping system to retain the glass. You can upgrade this to an aluminium system which is coated in an attractive powdercoated Moss colour. This makes your greenhouse virtually maintenance free.



Recommended staging

This new four slat staging is ideal for this six foot wide model. At 25" wide it nicely fills the gap to the side of the door. The powder coated finish in the moss colour blends perfectly with the natural wood. For the ideal set-up add a full length of this plus a high level shelf - which leaves the other side of the greenhouse free for tomatoes etc.

ALTON

Cedar Greenhouses

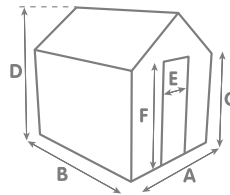
EVOLUTION EIGHT

8'7" Wide (2617mm)

- High eaves • Toughened glass • Cedar bar capping • Guttering & Downpipes
- Auto-vents • Ground level door threshold

Specification

- High eaves (5'7") for more space
- Extremely strong cedar framework
- Toughened safety glass & screw in bar capping as standard
- Double door with low level threshold
- Aluminium gutter plus downpipes
- Auto-vents included (see table)
- 10 year framework guarantee



Dimensions

- A = 2617mm (8'7")
- B = See table
- C = 1700mm (5'7")
- D = 2390mm (8')
- E = 1190mm (4'7")
- F = 1890mm (6'2")



Metal base



Low level door threshold



Downpipes included

Note all prices shown are the net discounted prices incl VAT at 20%.

Nominal base length Actual base length (B)	6'6" 1977mm	8'6" 2606mm	10'7" 3236mm	12'9" 3866mm	14'9" 4496mm	16'8" 5087mm	18'10" 5756mm	20'10" 6347mm	8'3" EXTENSION 2520mm
No of roof vents (automatic)	One	Two	Three	Four	Four	Four	Five	Six	Two
Large pane toughened safety glass	✓	✓	✓	✓	✓	✓	✓	✓	✓
No of louvre side vents	One	Two	Two	Two	Three	Four	Four	Four	Two
Greenhouse Price	£2999	£3499	£3999	£4499	£4999	£5499	£5999	£6499	£2000
Product ID	ID 4146	ID 4147	ID 4148	ID 4149	ID 4150	ID 4151	ID 4152	ID 4153	N/A
2 slat (12") wide Aluminium Shelf (Moss)	£220	£270	£320	£370	£420	£470	£520	£570	£200
4 slat (25") wide Aluminium Staging (Moss)	£280	£360	£440	£520	£600	£680	£760	£840	£320
Aluminium bar capping system (Moss)	£270	£315	£360	£405	£450	£495	£540	£585	£180

Automatic Roof Vents included as standard (see table for quantity)

Cedar capping system

Auto-louvre £45

Options

- Extra roof vents including auto opener **£158**
- Louvre side vents **£227**
- Hanging basket brackets (10) (Moss) **£29**
- Internal blinds per 2' section **£136**
- Auto-louvre **£45**
- Internal partition with door **£1550** (cedar capping only with partitions)
- Additional double doors for plain end **£799**

ALTON EVOLUTION EIGHT



6'6" Long ID 4146



8'6" Long ID 4147



10'7" Long ID 4148



12'9" Long ID 4149



14'9" Long ID 4150



16'8" Long ID 4151



18'10" Long ID 4152



21' Long ID 4153

ALTON

Cedar Greenhouses



Upgrade to Aluminium bar capping

Alton models come with a Cedar capping system to retain the glass. You can upgrade this to an aluminium system which is coated in an attractive powdercoated Moss colour. This makes your greenhouse virtually maintenance free.



Recommended staging

This new four slat staging is ideal for this model. At 25" wide it nicely fills the gap to the side of the door. The powder coated finish in the moss colour blends perfectly with the natural wood. For the ideal set-up add a full length of this plus a high level shelf - which leaves the other side of the greenhouse free for tomatoes etc.



8x10 with Cedar capping, staging & shelf



Add an internal partition with single door



Internal roller blind for roof or side £136 per 2ft section



Glass on roof overhangs roof to prevent 'rot spots'

ALTON

Cedar Greenhouses

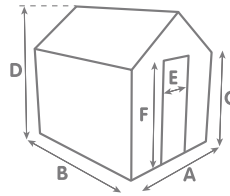
EVOLUTION TEN

10'8" Wide (3247mm)

- High eaves • Toughened glass • Cedar bar capping • Guttering & Downpipes
- Auto-vents • Ground level door threshold • Metal base

Specification

- High eaves (5'7") for more space
- Extremely strong cedar framework
- Toughened safety glass & screw in bar capping as standard
- Sliding double door with low level threshold
- Aluminium gutter plus downpipes
- Auto-vents included (see table)
- 10 year framework guarantee
- Extendable to any length



Dimensions

A = 3247mm (10'8")

B = See table

C = 1700mm (5'7")

D = 2510mm (8'3")

E = 1190mm (4'7")

F = 1890mm (6'2")



Metal base



Low level door threshold



Downpipes included

Note all prices shown are the net discounted prices incl VAT at 20%.

Nominal base length Actual base length (B)	6'6" 1977mm	8'6" 2606mm	10'7" 3236mm	12'9" 3866mm	14'9" 4496mm	16'8" 5087mm	18'10" 5756mm	20'10" 6347mm	8'3" EXTENSION 2520mm
No of roof vents (automatic)	One	Two	Three	Four	Four	Four	Five	Six	Two
Large pane toughened safety glass	✓	✓	✓	✓	✓	✓	✓	✓	✓
No of louvre side vents	One	Two	Two	Two	Three	Four	Four	Four	Two
Greenhouse Price	£3999	£4499	£4999	£5499	£5999	£6499	£6999	£7499	£2000
Product ID	ID 4154	ID 4155	ID 4156	ID 4157	ID 4158	ID 4159	ID 4160	ID 4161	N/A
2 slat (12") wide Aluminium Shelf (Moss)	£220	£270	£320	£370	£420	£470	£520	£570	£200
4 slat (25") wide Aluminium Staging (Moss)	£280	£360	£440	£520	£600	£680	£760	£840	£320
Aluminium bar capping system (Moss)	£300	£350	£400	£450	£500	£550	£600	£650	£200

Automatic Roof Vents included as standard (see table for quantity)



Cedar capping system



Auto-louvre £45

Options

- Extra roof vents including auto opener £158
- Louvre side vents £227
- Hanging basket brackets (10) (Moss) £29
- Internal blinds per 2' section £136
- Auto-louvre £45
- Internal partition with door £1799 (cedar capping only with partitions)
- Additional double doors for plain end £799

ALTON EVOLUTION TEN



Partition with double doors



6'6" Long ID 4154

8'6" Long ID 4155

10'7" Long ID 4156

12'9" Long ID 4157

14'9" Long ID 4158

16'8" Long ID 4159

18'10" Long ID 4160

21' Long ID 4161

ALTON

Cedar Greenhouses



Upgrade to Aluminium bar capping

Alton models come with a Cedar capping system to retain the glass. You can upgrade this to an aluminium system which is coated in an attractive powdercoated Moss colour. This makes your greenhouse virtually maintenance free.



Recommended staging

This new four slat staging is ideal for this model. At 25" wide it provides an ideal work bench for one side of the greenhouse. The powder coated finish in the moss colour blends perfectly with the natural wood. For the ideal set-up add a full length of this plus a high level shelf - which leaves the other side of the greenhouse free for tomatoes etc.



10x20 with Cedar capping



Louvre side vent - see table for qty included



Internal roller blind for roof or side £136 per 2ft section



Glass on roof overhangs roof to prevent 'rot spots'

ALTON

Cedar Greenhouses

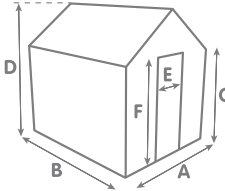
EVOLUTION TWELVE

12'9" Wide (3877mm)

- High eaves • Toughened glass • Cedar bar capping • Guttering & Downpipes
- Auto-vents • Ground level door threshold • Metal base

Specification

- High eaves (5'7") for more space
- Extremely strong cedar framework
- Toughened safety glass & screw in bar capping as standard
- Sliding double door with low level threshold
- Aluminium gutter plus downpipes
- Auto-vents included (see table)
- 10 year framework guarantee
- Extendable to any length



- Dimensions
- A = 3877mm (12'9")
- B = See table
- C = 1700mm (5'7")
- D = 2650mm (8'8")
- E = 1190mm (4'7")
- F = 1890mm (6'2")



Metal base



Low level door threshold



Downpipes included

Note all prices shown are the net discounted prices incl VAT at 20%.

Nominal base length Actual base length (B)	6'6" 1977mm	8'6" 2606mm	10'7" 3236mm	12'9" 3866mm	14'9" 4496mm	16'8" 5087mm	18'10" 5756mm	20'10" 6347mm	8'3" EXTENSION 2520mm
No of roof vents (automatic)	One	Two	Three	Four	Four	Four	Five	Six	Two
Large pane toughened safety glass	✓	✓	✓	✓	✓	✓	✓	✓	✓
No of louvre side vents	One	Two	Two	Two	Three	Four	Four	Four	Two
Greenhouse Price	£4799	£5399	£5999	£6599	£7199	£7799	£8399	£8999	£2400
Product ID	ID 4167	ID 4168	ID 4169	ID 4183	ID 4170	ID 4171	ID 4172	ID 4173	N/A
2 slat (12") wide Aluminium Shelf (Moss)	£220	£270	£320	£370	£420	£470	£520	£570	£200
4 slat (25") wide Aluminium Staging (Moss)	£280	£360	£440	£520	£600	£680	£760	£840	£320
Aluminium bar capping system (Moss)	£320	£390	£460	£530	£600	£670	£740	£810	£280

Automatic Roof Vents included as standard (see table for quantity)



Cedar capping system



Auto-louvre £45

Options

- Extra roof vents including auto opener **£158**
- Louvre side vents **£227**
- Hanging basket brackets (10) (Moss) **£29**
- Internal blinds per 2' section **£136**
- Auto-louvre **£45**
- Internal partition with door **£1999**
(cedar capping only with partitions)
- Additional double doors for plain end **£799**

ALTON EVOLUTION TWELVE



Twelve model includes extra cantilever braces



6'6" Long ID 4167

8'6" Long ID 4168

10'7" Long ID 4169

12'9" Long ID 4183

14'9" Long ID 4170

16'8" Long ID 4171

18'10" Long ID 4172

21' Long ID 4173

ALTON

Cedar Greenhouses



Upgrade to Aluminium bar capping

Alton models come with a Cedar capping system to retain the glass. You can upgrade this to an aluminium system which is coated in an attractive powdercoated Moss colour. This makes your greenhouse virtually maintenance free.



Recommended staging

This new four slat staging is ideal for this model. At 25" wide it provides an ideal work bench for one side of the greenhouse. The powder coated finish in the moss colour blends perfectly with the natural wood. For the ideal set-up add a full length of this plus a high level shelf - which leaves the other side of the greenhouse free for tomatoes etc.



12x14 shown with cedar capping, staging and shelf



Louvre side vent - see table for qty included



Internal roller blind for roof or side £136 per 2ft section



Glass on roof overhangs roof to prevent 'rot spots'



EVOLUTION FOUR-LT

4'4" Deep (1330mm)

- High eaves • Toughened glass • Cedar bar capping • Guttering & Downpipes
- Auto-vents • Ground level door threshold • Louvres

Specification

- High eaves (5'7") for more space
- Extremely strong cedar framework
- Toughened safety glass & screw in bar capping as standard
- Sliding door with low level threshold
- Aluminium gutter plus downpipes
- Auto-vents included (see table)
- 10 year framework guarantee



Note all prices shown are the net discounted prices incl VAT at 20%.

Nominal base length Actual base length (B)	4'5" 1346mm	6'6" 1977mm	8'6" 2606mm	10'7" 3236mm	12'9" 3866mm	8'3" EXTENSION 2520mm
No of roof vents (automatic)	One	One	One	Two	Two	One
Large pane toughened safety glass	✓	✓	✓	✓	✓	✓
No of louvre side vents	One	One	One	Two	Two	One
Greenhouse Price	£1999	£2299	£2599	£2899	£3199	£1200
Product ID	ID 5518	ID 5519	ID 5520	ID 5521	ID 5522	N/A
2 slat (12") wide Aluminium Shelf (Moss)	£170	£220	£270	£320	£370	£200
4 slat (25") wide Aluminium Staging (Moss)	£200	£280	£360	£440	£520	£320
Aluminium bar capping system (Moss)	£180	£210	£240	£270	£300	£120



Options

Extra roof vents including auto opener **£158**

Louvre side vents **£227**

Hanging basket brackets (10) (Moss) **£29**

Internal blinds per 2' section **£136**

Auto-louvre **£45**

Extra door on plain end **£499**



4'5" Long ID 5518



6'6" Long ID 5519



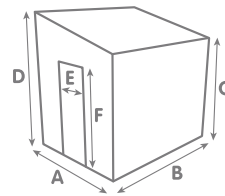
8'6" Long ID 5520



10'7" Long ID 5521



12'9" Long ID 5522



Dimensions

- A = 1330mm (4'4")
- B = See table
- C = 1700mm (5'7")
- D = 2400mm (7'11")
- E = 560mm (22")
- F = 1890mm (6'2")



Metal base



Low level door threshold



Downpipes included



ALTON EVOLUTION FOUR-LT



Upgrade to Aluminium bar capping

Alton models come with a Cedar capping system to retain the glass. You can upgrade this to an aluminium system which is coated in an attractive powdercoated Moss colour. This makes your greenhouse virtually maintenance free.



EVOLUTION SIX-LT

6'6" Deep (1960mm)

- High eaves • Toughened glass • Cedar bar capping • Guttering & Downpipes
- Auto-vents • Ground level door threshold • Louvres

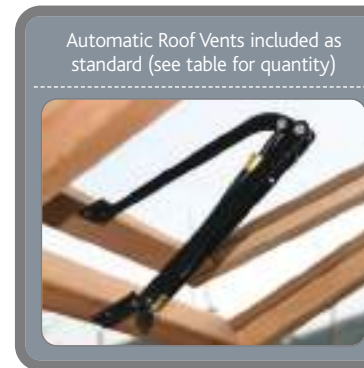
Specification

- High eaves (5'7") for more space
- Extremely strong cedar framework
- Toughened safety glass & screw in bar capping as standard
- Sliding door with low level threshold
- Aluminium gutter plus downpipes
- Auto-vents included (see table)
- 10 year framework guarantee



Note all prices shown are the net discounted prices incl VAT at 20%.

Nominal base length Actual base length (B)	4'5" 1346mm	6'6" 1977mm	8'6" 2606mm	10'7" 3236mm	12'9" 3866mm	8'3" EXTENSION 2520mm
No of roof vents (automatic)	One	One	One	Two	Two	One
Large pane toughened safety glass	✓	✓	✓	✓	✓	✓
No of louvre side vents	One	One	One	Two	Two	One
Greenhouse Price	£2199	£2599	£2999	£3399	£3799	£1600
Product ID	ID 5285	ID 5286	ID 5287	ID 5288	ID 5289	N/A
2 slat (12") wide Aluminium Shelf (Moss)	£170	£220	£270	£320	£370	£200
4 slat (25") wide Aluminium Staging (Moss)	£200	£280	£360	£440	£520	£320
Aluminium bar capping system (Moss)	£190	£230	£270	£310	£350	£160



Options

Extra roof vents including auto opener **£158**

Louvre side vents **£227**

Hanging basket brackets (10) (Moss) **£29**

Internal blinds per 2' section **£136**

Auto-louvre **£45**

Extra door on plain end **£499**



4'5" Long ID 5285



6'6" Long ID 5286



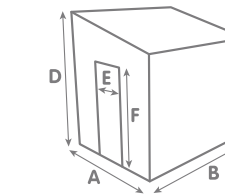
8'6" Long ID 5287



10'7" Long ID 5288



12'9" Long ID 5289



Dimensions

- A = 1960mm (6'6")
- B = See table
- C = 1700mm (5'7")
- D = 2700mm (8'10")
- E = 560mm (22")
- F = 1890mm (6'2")



Metal base



Low level door threshold



Downpipes included



ALTON EVOLUTION SIX-LT



Recommended staging

This new four slat staging is ideal for both the Four and the Six foot wide lean-tos. At 25" wide it nicely fills the gap to the side of the door. The powder coated finish in the moss colour blends perfectly with the natural wood. For the ideal set-up add a full length of this plus a high level shelf - which leaves the other side of the greenhouse free for tomatoes etc.



FUSION 8 Combined Workshop & Greenhouse

8'9" Wide (2684mm)

This beautifully crafted combined workshop and greenhouse not only saves space and is highly practical, it also is an attractive looking item of quality for your garden.

Specification

- Save space with combined workshop & greenhouse
- High eaves to both workshop & greenhouse
- Lockable workshop door (hinged)
- Large windows on side of workshop plus high level windows in middle allowing light from greenhouse into shed
- Workshop cedar clad & greenhouse all cedar • Toughened glass
- Heavy duty 21mm thick Thermowood floor to workshop
- Sliding door on greenhouse (with hasp)
- Optional work bench • Felt roof to workshop



Note all prices shown are the net discounted prices incl VAT at 20%.

Nominal base length Actual base length (B)	6'6" 1977mm	8'6" 2606mm	10'7" 3236mm	12'9" 3866mm
No of roof vents (automatic) in greenhouse	One	One	Two	Two
Large pane toughened safety glass	✓	✓	✓	✓
No of louvre side vents in greenhouse	One	One	Two	Two
Workshop Cedar clad with redwood framing	✓	✓	✓	✓
Heavy duty tanalised floor (workshop)	✓	✓	✓	✓
No of large opening side vents (workshop)	One	Two	Two	Two
High level fixed windows on high side (workshop)	✓	✓	✓	✓

Fusion Price	£5999	£6499	£6999	£7499
Product ID	ID 7948/7949	ID 7950/7951	ID 7952/7953	ID 7954/7955

Greenhouse options

2 slat (12") wide Aluminium Shelf (Moss)	£220	£270	£320	£370
4 slat (25") wide Aluminium Staging (Moss)	£280	£360	£440	£520
Aluminium bar capping system (Moss)	£210	£240	£270	£300

Worshop options

Work bench 466mm wide (with recess for access)	£129	£152	£177	£202
--	------	------	------	------

Dimensions

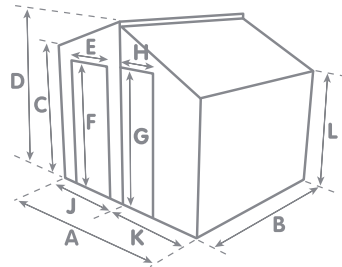
A = 2684mm (8'10")
B = See table
C = 2050mm 6'8"
D = 2443mm (8')
E = 806mm (2'8")
F = 1847mm (6'1")
G = 1890mm (6'2")
H = 560mm (22")
J = 1354mm (4'5")
K = 1330mm (4'4")
L = 1700mm (5'7")

Options

Sliding access door from shed to greenhouse **£554**

Auto-louvre **£67**

Additional opening window to rear of workshop **£79**



Locking workshop door



High quality workshop door hinge



Auto-vent on greenhouse

Optional sliding access door from shed to greenhouse **£554**



Cedar Greenhouse Capping system



Optional Alu. capping for greenhouse



Work Bench

Tanalised heavy duty boards (21mm thick) this 455mm (18") wide workbench is set at the ideal working height of 90cm and is recessed at the door end to allow for easy access.



Shown with workshop to the left




High level windows in shed increase light level

ALTON EVOLUTION FUSION 8



Shown with the workshop to the right



Greenhouse sliding door showing hasp



FUSION 10 Combined Workshop & Greenhouse

10'10" Wide (3314mm)

This beautifully crafted combined workshop and greenhouse not only saves space and is highly practical, it also is an attractive looking item of quality for your garden.

Specification

- Save space with combined workshop & greenhouse
- High eaves to both workshop & greenhouse
- Lockable workshop door (hinged)
- Large windows on side of workshop plus high level windows in middle allowing light from greenhouse into shed
- Workshop cedar clad & greenhouse all cedar • Toughened glass
- Heavy duty 21mm thick Thermowood floor to workshop
- Sliding door on greenhouse (with hasp)
- Optional work bench • Felt roof to workshop



Note all prices shown are the net discounted prices incl VAT at 20%.

Nominal base length Actual base length (B)	6'6" 1977mm	8'6" 2606mm	10'7" 3236mm	12'9" 3866mm
No of roof vents (automatic) in greenhouse	One	One	Two	Two
Large pane toughened safety glass	✓	✓	✓	✓
No of louvre side vents in greenhouse	One	One	Two	Two
Workshop Cedar clad with redwood framing	✓	✓	✓	✓
Heavy duty tanalised floor (workshop)	✓	✓	✓	✓
No of large opening side vents (workshop)	One	Two	Two	Two
High level fixed windows on high side (workshop)	✓	✓	✓	✓

Fusion Price	£6495	£6999	£7499	£7999
Product ID	ID 7962/7963	ID 7960/7961	ID 7956/7957	ID 7958/7959

Greenhouse options

2 slat (12") wide Aluminium Shelf (Moss)	£220	£270	£320	£370
4 slat (25") wide Aluminium Staging (Moss)	£280	£360	£440	£520
Aluminium bar capping system (Moss)	£230	£270	£310	£350

Worshop options

Work bench 466mm wide (with recess for access)	£129	£152	£177	£202
--	------	------	------	------

Dimensions

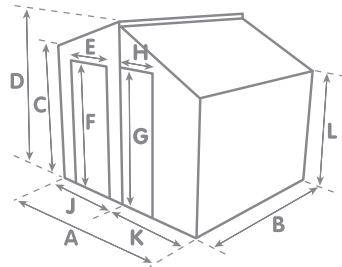
A = 3314mm (10'11")
B = See table
C = 2050mm 6'8"
D = 2443mm (8')
E = 806mm (2'8")
F = 1847mm (6'1")
G = 1890mm (6'2")
H = 560mm (22")
J = 1984mm (6'6")
K = 1330mm (4'4")
L = 1700mm (5'7")

Options

Sliding access door from shed to greenhouse **£554**

Auto-louvre **£67**

Additional opening window to rear of workshop **£79**



Locking workshop door



High quality workshop door hinge



Auto-vent on greenhouse

Optional sliding access door from shed to greenhouse **£554**



Cedar Greenhouse Capping system



Optional Alu. capping for greenhouse



Work Bench

Tanalised heavy duty boards (21mm thick) this 455mm (18") wide workbench is set at the ideal working height of 90cm and is recessed at the door end to allow for easy access.



Shown with workshop to the left




Fixed windows along the high side of the workshop let the light in

ALTON EVOLUTION FUSION 10



Shown with the workshop to the right



Greenhouse sliding door showing hasp

ALTON

Cedar Greenhouses

OCTAGONAL 6x6

6'6" Wide (1989mm)

- High eaves
- Toughened glass
- Cedar bar capping
- Guttering & Downpipes
- Locking Door
- Ground level door threshold
- Louvres

Specification

- High eaves (5'7") for more space
- Extremely strong cedar framework
- Toughened safety glass & screw in bar capping as standard
- Hinged door with low level threshold
- Aluminium gutter plus downpipe
- Integral metal base plinth
- 10 year framework guarantee



Note all prices shown are the net discounted prices incl VAT at 20%.

Nominal base length	6'6"
Actual base length (B)	1989mm
No of roof vents (automatic)	None
Large pane toughened safety glass	✓
No of louvre side vents high level	Two
Greenhouse Price	£3499
Product ID	ID 8978
Aluminium high level shelf 2 sides	£186
Aluminium staging 2 sides & rear (Moss)	£510
High level shelf rear infill	£95
Upgrade to aluminium bar capping	£169

Louvre vents included as standard
(see table for quantity)



- Options
- Louvre side vents (Low level in cladding) **£255**
 - Louvre side vent high level **£255**
 - Auto-louvre **£45**

Upgrade to Aluminium bar capping

Alton models come with a Cedar capping system to retain the glass. You can upgrade this to an aluminium system which is coated in an attractive powdercoated Moss colour. This makes your greenhouse virtually maintenance free.



Dimensions

- A = 1989mm (6'6")
- B = 1989mm (6'6")
- C = 1884mm (6'2")
- D = 2500mm (8'2")
- E = 649mm (2'1")
- F = 1810mm (6')

Metal baseLow level door thresholdDownpipes included

Optional aluminum slatted staging two sides & rear finished in Moss powder coating



ALTON OCTAGONAL 6x6



ALTON

Cedar Greenhouses

OCTAGONAL 6x9

6'6" x 9'2" (1989mm x 2800mm)

- High eaves
- Toughened glass
- Cedar bar capping
- Guttering & Downpipes
- Auto-vents
- Ground level door threshold
- Louvres
- Locking door

Specification

- High eaves (5'7") for more space
- Extremely strong Cedar framework
- Toughened safety glass & screw in bar capping as standard
- Hinged door with low level threshold
- Aluminium gutter plus downpipe
- Auto-vents included (see table)
- Integral metal base plinth
- 10 year framework guarantee



Note all prices shown are the net discounted prices incl VAT at 20%.

Nominal base length	8'6"
Actual base length (B)	2600mm
No of roof vents (automatic)	Two
Large pane toughened safety glass	✓
No of louvre side vents high level	Two
Greenhouse Price	£4499
Product ID	ID 8979
Aluminium high level shelf 2 sides	£186
Aluminium staging 2 sides & rear (Moss)	£619
High level shelf rear infill	£129
Upgrade to aluminium bar capping	£204

Louvre vents included as standard
(see table for quantity)



- Options
- Louvre side vents (Low level in cladding) **£255**
 - Louvre side vents high level **£255**
 - Auto-louvre **£45**
 - Upgrade to double door **£599**

Upgrade to Aluminium bar capping

Alton models come with a Cedar capping system to retain the glass. You can upgrade this to an aluminium system which is coated in an attractive powdercoated Moss colour. This makes your greenhouse virtually maintenance free.



Dimensions

- A = 2800mm (9'2")
- B = 1989mm (6'6")
- C = 1884mm (6'2")
- D = 2495mm (8'2")
- E = 649mm (2'1")
- F = 1810mm (6')

Metal baseLow level door thresholdDownpipes included

Optional aluminium slatted staging and shelves



ALTON OCTAGONAL 6x9





OCTAGONAL 9x9

9'2" x 9'2" (2800mm x 2800mm)

- High eaves • Toughened glass • Cedar bar capping • Guttering & Downpipes
- Locking Door • Ground level door threshold • Louvres

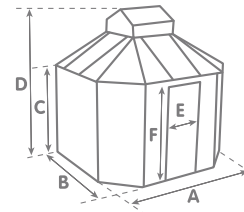
Specification

- High eaves (6'2") for more space
- Extremely strong cedar framework
- Toughened safety glass & screw in bar capping as standard
- Hinged single door with low level threshold
- Aluminium gutter plus downpipe
- Integral metal base plinth
- 10 year framework guarantee



Note all prices shown are the net discounted prices incl VAT at 20%.

Nominal base length Actual base length (B)	9'2" 2800mm
No of roof vents (automatic)	Two
Large pane toughened safety glass	✓
No of louvre side vents high level	Two
Greenhouse Price	£5499
Product ID	ID 8980
Aluminium high level shelf 2 sides	£289
Aluminium staging 2 sides & rear (Moss)	£774
High level shelf rear infill	£129
Upgrade to aluminium bar capping	£299



Dimensions

- A = 2800mm (9'2")
- B = 2800mm (9'2")
- C = 1884mm (6'2")
- D = 2948mm (9'8")
- E = 649mm (2'1")
- F = 1810mm (6')



Metal base



Low level door threshold



Downpipes included



Optional staging set and high level shelves

Louvre vents included as standard
(see table for quantity)



Cedar capping system



Auto-louvre £45

Options

- Louvre side vents
(Low level in cladding) **£255**
- Louvre side vents high level **£255**
- Auto-louvre **£45**
- Upgrade to double door **£599**



Locking door

Upgrade to Aluminium bar capping

Alton models come with a Cedar capping system to retain the glass. You can upgrade this to an aluminium system which is coated in an attractive powdercoated Moss colour. This makes your greenhouse virtually maintenance free.



OCTAGONAL 9x12

9'2" x 11'10" (2800mm x 3611mm)

- High eaves • Toughened glass • Cedar bar capping • Guttering & Downpipes
- Auto-vents • Ground level door threshold • Louvres • Locking Door

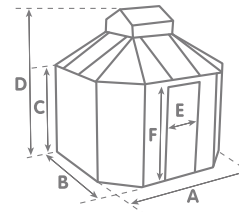
Specification

- High eaves (6'2") for more space
- Extremely strong cedar framework
- Toughened safety glass & screw in bar capping as standard
- Hinged double door with low level threshold
- Aluminium gutter plus downpipe
- Auto-vents included (see table)
- Integral metal base plinth
- 10 year framework guarantee



Note all prices shown are the net discounted prices incl VAT at 20%.

Nominal base length Actual base length (B)	12'10" 3611mm
No of roof vents (automatic)	Two
Large pane toughened safety glass	✓
No of louvre side vents high level	Two
Greenhouse Price	£6499
Product ID	ID 8981
Aluminium high level shelf 2 sides	£289
Aluminium staging 2 sides & rear (Moss)	£928
High level shelf rear infill	£169
Upgrade to aluminium bar capping	£339



Dimensions

- A = 3611mm (11'10")
- B = 2800mm (9'2")
- C = 1884mm (6'2")
- D = 2948mm (9'8")
- E = 1460mm (4'9")
- F = 1810mm (6')



Metal base



Low level door threshold



Downpipes included



Optional aluminum staging set & high level shelves (powder coated moss coloured)

Louvre vents included as standard
(see table for quantity)



Cedar capping system



Auto-louvre £45

Options

- Louvre side vents
(Low level in cladding) **£255**
- Louvre side vent high level **£255**
- Auto-louvre **£45**



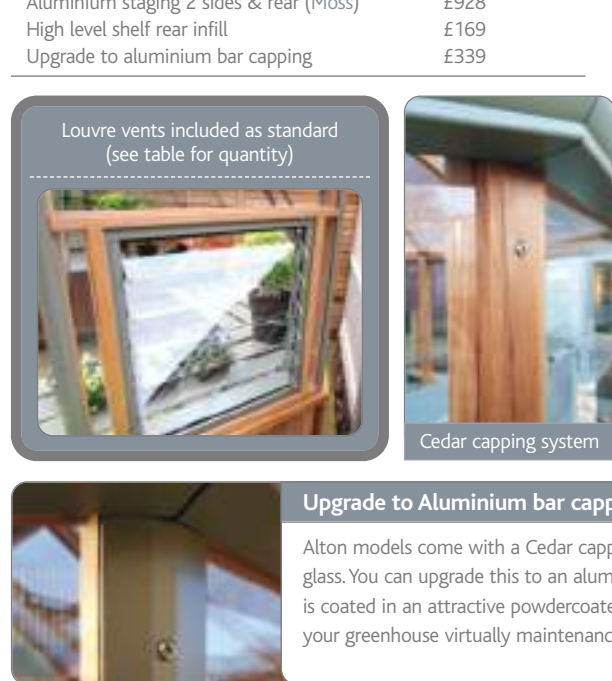
Locking door

Upgrade to Aluminium bar capping

Alton models come with a Cedar capping system to retain the glass. You can upgrade this to an aluminium system which is coated in an attractive powdercoated Moss colour. This makes your greenhouse virtually maintenance free.



ALTON OCTAGONAL 9x9



ALTON OCTAGONAL 9x12





ALTON

Victorian Greenhouses



Add a real centrepiece to your garden with an Alton Victorian...

The Alton Victorian range is a superb new range which cleverly blends the benefits of modern design with a distinctly Victorian image. You can choose from three styles – Glass to ground, half boarded or low wall versions. Built to last, these impressive structures will make a real centrepiece in your garden.

- Uses far thicker wood for example all the roof is 3x2 (44x69mm).
- 45 degree pitch to roof gives Victorian style and more height.
- Hinged door with low threshold.
- Victorian style cast aluminium spandrels, at ridge and eaves. (moss colour).
- All the usual Alton features as described earlier in this brochure - Including the option to upgrade to aluminium capping system.
- Victorian style gutter.
- Cast aluminium ridge end cap with Alton logo.
- Cast finials as standard.
- Optional cast aluminium cresting (moss finish).
- Aluminium ridge cover cap on all models as standard (even with cedar capping).
- Available in three widths 6ft, 8ft, 10ft and two depths 7ft and 9ft – any length.
- Available as half boarded (HB), glass to ground (GG) or low wall (LW) models.
- Supplied flat packed for self-assembly (ask your local agent about fitting services).
- Good ventilation included as standard – automatic roof vents and louvres.



ALTON

Cedar Greenhouses

DENSTONE HB

6'2" Wide (1901mm)

- High eaves • Toughened glass • Cedar bar capping • Guttering & Downpipes
- Auto-vents • Ground level door threshold • Cast Victorian spandrels

Specification

- High eaves (5'7") for more space
- Extremely strong cedar framework
- Toughened safety glass & screw in bar capping as standard
- Wide single door with lock and low threshold
- Victorian style aluminium guttering plus downpipes
- Auto-vents included (see table)
- 10 year framework guarantee



Note all prices shown are the net discounted prices incl VAT at 20%.

Nominal Base length Actual base length (B)	4'4" 1326mm	6'5" 1956mm	8'5" 2586mm	10'6" 3216mm	12'7" 3846mm
No of roof vents (automatic)	One	One	Two	Three	Four
Large pane toughened safety glass	✓	✓	✓	✓	✓
No of louvre side vents	One	One	One	Two	Two
Greenhouse Price	£4499	£4999	£5499	£5999	£6499
Product ID	ID 4834	ID 4871	ID 4863	ID 4872	ID 4873
2 slat (12") wide Aluminium Shelf (Moss)	£170	£220	£270	£320	£370
3 slat (20") wide Aluminium Staging (Moss)	£185	£245	£305	£365	£425
Aluminium bar capping system (Moss)	£190	£230	£270	£310	£350
Victorian Cresting (Moss)	£160	£240	£320	£400	£480

Automatic Roof Vents included as standard (see table for quantity)



- Options**
- Extra roof vents including auto opener **£158**
 - Louvre side vents **£227**
 - Hanging basket brackets (10) (Moss) **£29**
 - Internal blinds per 2' section **£136**
 - Auto-louvre **£45**
 - Extra door **£599**



4'4" Long ID 4834



6'5" Long ID 4871



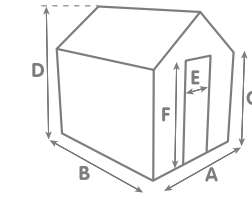
8'5" Long ID 4863



10'6" Long ID 4872



12'7" Long ID 4873



Dimensions

- A = 1901mm (6'2")
- B = See table
- C = 1708mm (5'7")
- D = 2695mm (8'10")
- E = 719mm (28")
- F = 2012mm (6'7")



Victorian spandrels



Low level door threshold



Guttering and downpipes



VICTORIAN DENSTONE HB

(Half Boarded)

This half boarded Denstone model ensures your greenhouse retains warmth, as the wooden panels insulate as well as having an attractive appearance.



Upgrade to Aluminium bar capping

Alton models come with a Cedar capping system to retain the glass. You can upgrade this to an aluminium system which is coated in an attractive powdercoated Moss colour. This makes your greenhouse virtually maintenance free.



Louvre side vents as standard (see table)



Stainless hinges



Door lock as standard



Staging & shelf



ETON LW

6'2" Wide (1901mm)

- High eaves • Toughened glass • Cedar bar capping • Guttering & Downpipes
- Auto-vents • Ground level door threshold • Cast Victorian spandrels

Specification

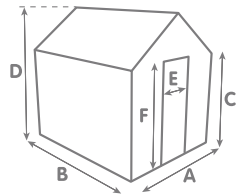
- High eaves (5'7") for more space
- Extremely strong cedar framework
- Toughened safety glass & screw in bar capping as standard
- Wide single door with lock and low threshold
- Victorian style aluminium guttering plus downpipes
- Auto-vents included (see table)
- 10 year framework guarantee



Note all prices shown are the net discounted prices incl VAT at 20%.

Nominal Base length Actual base length (B)	4'4" 1326mm	6'5" 1956mm	8'5" 2586mm	10'6" 3216mm	12'7" 3846mm
No of roof vents (automatic)	One	One	Two	Three	Four
Large pane toughened safety glass	✓	✓	✓	✓	✓
No of louvre side vents	One	One	One	Two	Two

Greenhouse Price	£3999	£4499	£4999	£5499	£5999
Product ID	ID 4851	ID 4880	ID 4881	ID 4882	ID 4883
2 slat (12") wide Aluminium Shelf (Moss)	£170	£220	£270	£320	£370
3 slat (20") wide Aluminium Staging (Moss)	£185	£245	£305	£365	£425
Aluminium bar capping system (Moss)	£190	£230	£270	£310	£350
Victorian Cresting (Moss)	£160	£240	£320	£400	£480



Dimensions

- A = 1901mm (6'2")
- B = See table
- C = 1708mm (5'7")
- D = 2695mm (8'10")
- E = 719mm (28")
- F = 2012mm (6'7")



Victorian spandrels



Low level door threshold



Guttering and downpipes



6x10 Eton with Aluminium bar capping, staging & shelf and Victorian Cresting

VICTORIAN ETON LW

(Low Wall)

This Eton model sits on a 750mm height low wall. Please only build the brick base once you are in possession of the official base plan.



Upgrade to Aluminium bar capping

Alton models come with a Cedar capping system to retain the glass. You can upgrade this to an aluminium system which is coated in an attractive powdercoated Moss colour. This makes your greenhouse virtually maintenance free.



4'4" Long ID 4851



6'5" Long ID 4880



8'5" Long ID 4881



10'6" Long ID 4882



12'7" Long ID 4883

Automatic Roof Vents included as standard (see table for quantity)



Cedar capping system



Auto-louvre £45

Options

Extra roof vents including auto opener **£158**

Louvre side vents **£227**

Hanging basket brackets (10) (Moss) **£29**

Internal blinds per 2' section **£136**

Auto-louvre **£45**

Extra door **£599**



SMALLWOOD GG

6'2" Wide (1901mm)

- High eaves • Toughened glass • Cedar bar capping • Guttering & Downpipes
- Auto-vents • Ground level door threshold • Cast Victorian spandrels

Specification

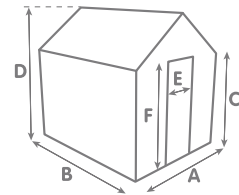
- High eaves (5'7") for more space
- Extremely strong cedar framework
- Toughened safety glass & screw in bar capping as standard
- Wide single door with lock and low threshold
- Victorian style aluminium guttering plus downpipes
- Auto-vents included (see table)
- 10 year framework guarantee



Note all prices shown are the net discounted prices incl VAT at 20%.

Nominal Base length Actual base length (B)	4'4" 1326mm	6'5" 1956mm	8'5" 2586mm	10'6" 3216mm	12'7" 3846mm
No of roof vents (automatic)	One	One	Two	Three	Four
Large pane toughened safety glass	✓	✓	✓	✓	✓
No of louvre side vents	One	One	One	Two	Two

Greenhouse Price	£3999	£4499	£4999	£5499	£5999
Product ID	ID 4852	ID 4884	ID 4885	ID 4886	ID 44887
2 slat (12") wide Aluminium Shelf (Moss)	£170	£220	£270	£320	£370
3 slat (20") wide Aluminium Staging (Moss)	£185	£245	£305	£365	£425
Aluminium bar capping system (Moss)	£220	£265	£310	£355	£400
Victorian Cresting (Moss)	£160	£240	£320	£400	£480



Dimensions

- A = 1901mm (6'2")
- B = See table
- C = 1708mm (5'7")
- D = 2695mm (8'10")
- E = 719mm (28")
- F = 2012mm (6'7")



Victorian spandrels



Low level door threshold



Guttering and downpipes



VICTORIAN SMALLWOOD GG

(Glass to Ground)

This glass to ground Smallwood model allows more light to plants at lower levels and of course, has less wood exposed to the elements.



Upgrade to Aluminium bar capping

Alton models come with a Cedar capping system to retain the glass. You can upgrade this to an aluminium system which is coated in an attractive powdercoated Moss colour. This makes your greenhouse virtually maintenance free.



4'4" Long ID 4852



6'5" Long ID 4884



8'5" Long ID 4885



10'6" Long ID 4886



12'7" Long ID 44887

ALTON

Cedar Greenhouses

DURHAM HB

7'5" Deep (2259mm)

- High eaves • Toughened glass • Cedar bar capping • Guttering & Downpipes • Auto-vents
- Ground level door threshold • Cast Victorian spandrels • Porch design side door

Specification

- High eaves (5'7") for more space
- Extremely strong cedar framework
- Toughened safety glass & screw in bar capping as standard
- Wide single door with lock and low threshold
- Victorian style aluminium guttering plus downpipes
- Auto-vents included (see table)
- 10 year framework guarantee



Note all prices shown are the net discounted prices incl VAT at 20%.

Nominal base length Actual base length (A)	8'5" 2566mm	12'5" 3827mm	16'8" 5087mm	20'10" 6347mm	8'3" EXTENSION 2520mm
No of roof vents (automatic)	Two	Four	Five	Six	Two
Large pane toughened safety glass	✓	✓	✓	✓	✓
No of louvre side vents	Two	Two	Four	Four	Two
Greenhouse Price	£7999	£9799	£11599	£13399	£3600
Product ID	ID 9638	ID 9593	ID 9639	ID 9640	N/A
2 slat (12") wide Aluminium Shelf (Moss)	£270	£370	£470	£570	£200
*3 slat (20") wide Aluminium Staging (Moss)	£305	£425	£545	£665	£240
4 slat (20") wide Aluminium Staging (Moss)	£360	£520	£680	£840	£320
Aluminium bar capping system (Moss)	£420	£520	£620	£720	£200
Victorian Cresting (Moss)	£480	£640	£800	£960	£320

*If adding an extra door in a plain gable then you should use 3 slat 20" staging rather than 4 slat

Automatic Roof Vents included as standard (see table for quantity)



Options

- Extra roof vents including auto opener **£158**
- Louvre side vents **£227**
- Hanging basket brackets (10) (Moss) **£29**
- Internal blinds per 2' section **£136**
- Auto-louvre **£45**
- Extra door **£599**



8'5" Long ID 9638



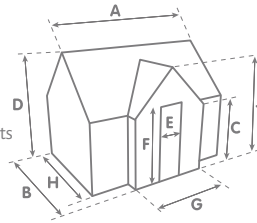
12'7" Long ID 9593



16'9" Long ID 9639



20'11" Long ID 9640



Dimensions

- A = See table
- B = 2259mm (7'5")
- C = 1708mm (5'7")
- D = 2695mm (8'10")
- E = 719mm (28")
- F = 2012mm (6'7")
- G = 1902mm (6'2")
- H = 1902mm (6'2")
- J = 2695mm (8'10")



VICTORIAN DURHAM HB

(Half Boarded)

This half boarded Durham model ensures your greenhouse retains warmth, as the wooden panels insulate as well as having an attractive appearance.



Upgrade to Aluminium bar capping

Alton models come with a Cedar capping system to retain the glass. You can upgrade this to an aluminium system which is coated in an attractive powdercoated Moss colour. This makes your greenhouse virtually maintenance free.



7x12 Durham with aluminium bar capping option



Louvre side vents as standard (see table)



Extra high Victorian design



Door lock as standard



Staging & shelf

ALTON

Cedar Greenhouses

EWELL LW

7'5" Deep (2259mm)

- High eaves • Toughened glass • Cedar bar capping • Guttering & Downpipes • Auto-vents
• Ground level door threshold • Cast Victorian spandrels • Porch design side door

Specification

- High eaves (5'7") for more space
- Extremely strong cedar framework
- Toughened safety glass & screw in bar capping as standard
- Wide single door with lock and low threshold
- Victorian style aluminium guttering plus downpipes
- Auto-vents included (see table)
- 10 year framework guarantee



Note all prices shown are the net discounted prices incl VAT at 20%.

Nominal base length Actual base length (A)	8'5" 2566mm	12'5" 3827mm	16'8" 5087mm	20'10" 6347mm	8'3" EXTENSION 1262mm
No of roof vents (automatic)	Two	Four	Five	Six	Two
Large pane toughened safety glass	✓	✓	✓	✓	✓
No of louvre side vents	Two	Two	Four	Four	Two
Greenhouse Price	£7499	£8999	£10499	£11999	£3000
Product ID	ID 9647	ID 9654	ID 9655	ID 9656	N/A
2 slat (12") wide Aluminium Shelf (Moss)	£270	£370	£470	£570	£200
*3 slat (20") wide Aluminium Staging (Moss)	£305,	£425	£545	£665	£240
4 slat (20") wide Aluminium Staging (Moss)	£360	£520	£680	£840	£320
Aluminium bar capping system (Moss)	£420	£520	£620	£720	£100
Victorian Cresting (Moss)	£480	£640	£800	£960	£320

*If adding an extra door in a plain gable then you should use 3 slat 20" staging rather than 4 slat

Automatic Roof Vents included as standard (see table for quantity)

Cedar capping system

Auto-louvre £45

Options

- Extra roof vents including auto opener **£158**
- Louvre side vents **£227**
- Hanging basket brackets (10) (Moss) **£29**
- Internal blinds per 2' section **£136**
- Auto-louvre **£45**
- Extra door **£599**

8'5" Long ID 9647

12'7" Long ID 9654

16'9" Long ID 9655

20'11" Long ID 9656

Dimensions

A = See table
B = 2259mm (7'5")
C = 1708mm (5'7")
D = 2695mm (8'10")
E = 719mm (28")
F = 2012mm (6'7")
G = 1902mm (6'2")
H = 1902mm (6'2")
J = 2695mm (8'10")

Victorian spandrels

Low level door threshold

Guttering and downpipes

VICTORIAN EWELL LW
(Low Wall)

This Ewell model sits on a 750mm height low wall. Please only build the brick base once you are in possession of the official base plan.

Upgrade to Aluminium bar capping

Alton models come with a Cedar capping system to retain the glass. You can upgrade this to an aluminium system which is coated in an attractive powdercoated Moss colour. This makes your greenhouse virtually maintenance free.

7x12 Ewell with aluminium bar capping option

Louvre side vents as standard (see table)

Extra high Victorian design

Door lock as standard

Staging & shelf

37

ALTON

Cedar Greenhouses

CHELTENHAM HB

8'8" Wide (2650mm)

- High eaves • Toughened glass • Cedar bar capping • Guttering & Downpipes
- Auto-vents • Ground level door threshold • Cast Victorian spandrels

Specification

- High eaves (5'7") for more space
- Extremely strong cedar framework
- Toughened safety glass & screw in bar capping as standard
- Wide single door with lock and low threshold
- Victorian style aluminium guttering plus downpipes
- Auto-vents included (see table)
- 10 year framework guarantee



Note all prices shown are the net discounted prices incl VAT at 20%.

Nominal base length Actual base length (B)	6'6" 1956mm	8'5" 2586mm	10'6" 3216mm	12'6" 3846mm	14' 4476mm	16'8" 5087mm	18' 5736mm	20'10" 6347mm	8'3" EXTENSION 2520mm
No of roof vents (automatic)	One	Two	Three	Four	Four	Four	Five	Six	Two
Large pane toughened safety glass	✓	✓	✓	✓	✓	✓	✓	✓	✓
No of louvre side vents	One	One	Two	Two	Three	Three	Four	Four	Two
Greenhouse Price	£6499	£7249	£7999	£8749	£9499	£10249	£10999	£11749	£3000
Product ID	ID 4772	ID 4773	ID 4673	ID 4777	ID 4789	ID 4790	ID 5373	ID 5042	N/A
2 slat (12") wide Aluminium Shelf (Moss)	£220	£270	£320	£370	£420	£470	£520	£570	£200
4 slat (25") wide Aluminium Staging (Moss)	£280	£360	£440	£520	£600	£680	£760	£840	£320
Aluminium bar capping system (Moss)	£300	£350	£400	£450	£500	£550	£600	£650	£200
Victorian Cresting (Moss)	£240	£320	£400	£480	£560	£640	£720	£800	£320

Automatic Roof Vents included as standard (see table for quantity)



Options

Extra roof vents including auto opener **£158**

Louvre side vents **£227**

Hanging basket brackets (10) (Moss) **£29**

Internal blinds per 2' section **£136**

Auto-louvre **£45**

Extra door **£599**



Upgrade to Aluminium bar capping

Alton models come with a Cedar capping system to retain the glass.

You can upgrade this to an aluminium system which is coated in an attractive powdercoated Moss colour. This makes your greenhouse virtually maintenance free.



6'6" Long ID 4772



8'5" Long ID 4773



10'6" Long ID 4673



12'6" Long ID 4777



14' Long ID 4789



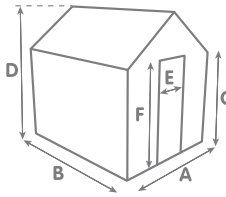
16'8" Long ID 4790



18' Long ID 5373



20'10" Long ID 5042



Dimensions

A = 2650mm (8'8")

B = See table

C = 1708mm (5'7")

D = 3070mm (10')

E = 719mm (28")

F = 2012mm (6'7")



Victorian spandrels



Low level door threshold




Guttering and downpipes



VICTORIAN
CHELTENHAM
HB (Half Boarded)

This half boarded Durham model ensures your greenhouse retains warmth, as the wooden panels insulate as well as having an attractive appearance.



8X10 Cheltenham with aluminium capping upgrade, optional staging & shelf and Victorian cresting



Louvre side vents as standard (see table)



Cast Aluminium victorian spandrels



Door lock as standard



Staging & shelf

ALTON

Cedar Greenhouses

ELLESMERE LW

8'8" Wide (2650mm)

- High eaves • Toughened glass • Cedar bar capping • Guttering & Downpipes
- Auto-vents • Ground level door threshold • Cast Victorian spandrels

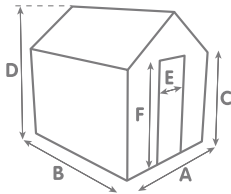
Specification

- High eaves (5'7") for more space
- Extremely strong cedar framework
- Toughened safety glass & screw in bar capping as standard
- Wide single door with lock and low threshold
- Victorian style aluminium guttering plus downpipes
- Auto-vents included (see table)
- 10 year framework guarantee



Note all prices shown are the net discounted prices incl VAT at 20%.

Nominal base length Actual base length (B)	6'6" 1956mm	8'5" 2586mm	10'6" 3216mm	12'6" 3846mm	14' 4476mm	16'8" 5087mm	18' 5736mm	20'10" 6347mm	8'3" EXTENSION 2520mm
No of roof vents (automatic)	One	Two	Three	Four	Four	Four	Five	Six	Two
Large pane toughened safety glass	✓	✓	✓	✓	✓	✓	✓	✓	✓
No of louvre side vents	One	One	Two	Two	Three	Three	Four	Four	Two
Greenhouse Price	£5999	£6599	£7199	£7799	£8399	£8999	£9599	£10199	£2400
Product ID	ID 4788	ID 4786	ID 4767	ID 4780	ID 4781	ID 4782	ID 4784	ID 4785	N/A
2 slat (12") wide Aluminium Shelf (Moss)	£220	£270	£320	£370	£420	£470	£520	£570	£200
4 slat (25") wide Aluminium Staging (Moss)	£280	£360	£440	£520	£600	£680	£760	£840	£320
Aluminium bar capping system (Moss)	£300	£350	£400	£450	£500	£550	£600	£650	£200
Victorian Cresting (Moss)	£240	£320	£400	£480	£560	£640	£720,	£800	£320



Dimensions

- A = 2650mm (8'8")
- B = See table
- C = 1708mm (5'7")
- D = 3070mm (10')
- E = 719mm (28")
- F = 2012mm (6'7")



Victorian spandrels



Low level door threshold



Guttering and downpipes



VICTORIAN
ELLESMERE
LW (Low Wall)

This Ellesmere model sits on a 750mm height low wall. Please only build the brick base once you are in possession of the official base plan.

ALTON

Cedar Greenhouses

HARROW GG

8'8" Wide (2650mm)

- High eaves • Toughened glass • Cedar bar capping • Guttering & Downpipes
- Auto-vents • Ground level door threshold • Cast Victorian spandrels

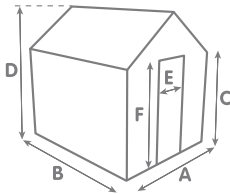
Specification

- High eaves (5'7") for more space
- Extremely strong cedar framework
- Toughened safety glass & screw in bar capping as standard
- Wide single door with lock and low threshold
- Victorian style aluminium guttering plus downpipes
- Auto-vents included (see table)
- 10 year framework guarantee



Note all prices shown are the net discounted prices incl VAT at 20%.

Nominal base length Actual base length (B)	6'6" 1956mm	8'5" 2586mm	10'6" 3216mm	12'6" 3846mm	14' 4476mm	16'8" 5087mm	18' 5736mm	20'10" 6347mm	8'3" EXTENSION 2520mm
No of roof vents (automatic)	One	Two	Three	Four	Four	Four	Five	Six	Two
Large pane toughened safety glass	✓	✓	✓	✓	✓	✓	✓	✓	✓
No of louvre side vents	One	One	Two	Two	Three	Three	Four	Four	Two
Greenhouse Price	£5999	£6599	£7199	£7799	£8399	£8999	£9599	£10199	£2400
Product ID	ID 4888	ID 4889	ID 4890	ID 4891	ID 4892	ID 4893	ID 8066	ID 4893	N/A
2 slat (12") wide Aluminium Shelf (Moss)	£220	£270	£320	£370	£420	£470	£520	£570	£200
4 slat (25") wide Aluminium Staging (Moss)	£280	£360	£440	£520	£600	£680	£760	£840	£320
Aluminium bar capping system (Moss)	£350	£400	£450	£500	£550	£600	£650	£700	£200
Victorian Cresting (Moss)	£240	£320	£400	£480	£560	£640	£720,	£800	£320



Dimensions

- A = 2650mm (8'8")
- B = See table
- C = 1708mm (5'7")
- D = 3070mm (10')
- E = 719mm (28")
- F = 2012mm (6'7")



Victorian spandrels



Low level door threshold



Guttering and downpipes



VICTORIAN
HARROW
GG (Glass to Ground)

This glass to ground Harrow model allows more light to plants at lower levels and of course, has less wood exposed to the elements.

Automatic Roof Vents included as standard (see table for quantity)



Cedar capping system



Auto-louvre £45

Options

Extra roof vents including auto opener £158

Louvre side vents £227

Hanging basket brackets (10) (Moss) £29

Internal blinds per 2' section £136

Auto-louvre £45

Extra door £599



Upgrade to Aluminium bar capping

Alton models come with a Cedar capping system to retain the glass.

You can upgrade this to an aluminium system which is coated in an attractive powdercoated Moss colour. This makes your greenhouse virtually maintenance free.

Automatic Roof Vents included as standard (see table for quantity)



Cedar capping system



Auto-louvre £45

Options

Extra roof vents including auto opener £158

Louvre side vents £227

Hanging basket brackets (10) (Moss) £29

Internal blinds per 2' section £136

Auto-louvre £45

Extra door £599



Upgrade to Aluminium bar capping

Alton models come with a Cedar capping system to retain the glass.

You can upgrade this to an aluminium system which is coated in an attractive powdercoated Moss colour. This makes your greenhouse virtually maintenance free.



6'6" Long ID 4788



8'5" Long ID 4786



10'6" Long ID 4767



12'6" Long ID 4780



14' Long ID 4781



16'8" Long ID 4782



18' Long ID 4784



20'10" Long ID 4785



6'6" Long ID 4772



8'5" Long ID 4773



10'6" Long ID 4673



12'6" Long ID 4777



14' Long ID 4789



16'8" Long ID 4790



18' Long ID 5373



20'10" Long ID 5042

ALTON

Cedar Greenhouses

CAMBRIDGE HB

9'11" Deep (3007mm)

- High eaves • Toughened glass • Cedar bar capping • Guttering & Downpipes • Auto-vents
- Ground level door threshold • Cast Victorian spandrels • Porch design side door

Specification

- High eaves (5'7") for more space
- Extremely strong cedar framework
- Toughened safety glass & screw in bar capping as standard
- Wide single door with lock and low threshold
- Victorian style aluminium guttering plus downpipes
- Auto-vents included (see table)
- 10 year framework guarantee



Note all prices shown are the net discounted prices incl VAT at 20%.

Nominal base length Actual base length (A)	8'5" 2566mm	12'5" 3827mm	16'8" 5087mm	20'10" 6347mm	8'3" EXTENSION 2520mm
No of roof vents (automatic)	Two	Four	Four	Six	Two
Large pane toughened safety glass	✓	✓	✓	✓	✓
No of louvre side vents	Two	Two	Four	Four	Two
Greenhouse Price	£8999	£10999	£12999	£14999	£4000
Product ID	ID 9661	ID 9668	ID 9669	ID 9670	N/A
2 slat (12") wide Aluminium Shelf (Moss)	£270	£370	£470	£570	£200
4 slat (20") wide Aluminium Staging (Moss)	£360	£520	£680	£840	£320
Aluminium bar capping system (Moss)	£400	£500	£600	£700	£100
Victorian Cresting (Moss)	£480	£640	£800	£960	£320

Automatic Roof Vents included as standard (see table for quantity)



Options

- Extra roof vents including auto opener **£158**
- Louvre side vents **£227**
- Hanging basket brackets (10) (Moss) **£29**
- Internal blinds per 2' section **£136**
- Auto-louvre **£45**
- Extra door **£599**



8'5" Long ID 9661



12'5" Long ID 9668



16'9" Long ID 9669



20'11" Long ID 9670

Dimensions

A = See table
B = 3007mm (9'11")
C = 1708mm (5'7")
D = 3070mm (10')
E = 719mm (28")
F = 2012mm (6'7")
G = 1902mm (6'2")
H = 2650mm (8'8")
J = 2695mm (8'10")

Victorian spandrels

Low level door threshold

Guttering and downpipes



VICTORIAN CAMBRIDGE HB

(Half Boarded)

This half boarded Cambridge model ensures your greenhouse retains warmth, as the wooden panels insulate as well as having an attractive appearance.



Upgrade to Aluminium bar capping

Alton models come with a Cedar capping system to retain the glass. You can upgrade this to an aluminium system which is coated in an attractive powdercoated Moss colour. This makes your greenhouse virtually maintenance free.



9x12 model shown with optional Victorian cresting and aluminium bar capping



Louvre side vents as standard (see table)



Cast Aluminium victorian spandrels



Door lock as standard



Staging & shelf

ALTON

Cedar Greenhouses

ELMHURST LW

9'11" Deep (3007mm)

- High eaves • Toughened glass • Cedar bar capping • Guttering & Downpipes • Auto-vents
- Ground level door threshold • Cast Victorian spandrels • Porch design side door

Specification

- High eaves (5'7") for more space
- Extremely strong cedar framework
- Toughened safety glass & screw in bar capping as standard
- Wide single door with lock and low threshold
- Victorian style aluminium guttering plus downpipes
- Auto-vents included (see table)
- 10 year framework guarantee



Note all prices shown are the net discounted prices incl VAT at 20%.

Nominal base length Actual base length (A)	8'5" 2566mm	12'5" 3827mm	16'8" 5087mm	20'10" 6347mm	8'3" EXTENSION 2520mm
No of roof vents (automatic)	Two	Four	Four	Six	Two
Large pane toughened safety glass	✓	✓	✓	✓	✓
No of louvre side vents	Two	Two	Four	Four	Two
Greenhouse Price	£7999	£9749	£11499	£13249	£3500
Product ID	ID 9673	ID 9674	ID 9632	ID 9675	N/A
2 slat (12") wide Aluminium Shelf (Moss)	£270	£370	£470	£570	£200
4 slat (20") wide Aluminium Staging (Moss)	£360	£520	£680	£840	£320
Aluminium bar capping system (Moss)	£400	£500	£600	£700	£100
Victorian Cresting (Moss)	£480	£640	£800	£960	£320

Automatic Roof Vents included as standard (see table for quantity)



- Options
- Extra roof vents including auto opener **£158**
- Louvre side vents **£227**
- Hanging basket brackets (10) (Moss) **£29**
- Internal blinds per 2' section **£136**
- Auto-louvre **£45**
- Extra door **£599**



8'5" Longl ID 9673



12'5" Long ID 9674



16'9" Long ID 9632



20'11" Long ID 9675

Dimensions

A = See table
B = 3007mm (9'11")
C = 1708mm (5'7")
D = 3070mm (10')
E = 719mm (28")
F = 2012mm (6'7")
G = 1902mm (6'2")
H = 2650mm (8'8")
J = 2695mm (8'10")

Victorian spandrels

Low level door threshold

Guttering and downpipes



VICTORIAN ELMHURST LW

(Low Wall)

This Elmhurst model sits on a 750mm height low wall. Please only build the brick base once you are in possession of the official base plan.



Upgrade to Aluminium bar capping

Alton models come with a Cedar capping system to retain the glass. You can upgrade this to an aluminium system which is coated in an attractive powdercoated Moss colour. This makes your greenhouse virtually maintenance free.



Louvre side vents as standard (see table)



Cast Aluminium victorian spandrels



Door lock as standard



Staging & shelf

ALTON

Cedar Greenhouses

WESTMINSTER HB

10'9" Wide (3278mm)

- High eaves • Toughened glass • Cedar bar capping • Guttering & Downpipes
- Auto-vents • Ground level door threshold • Cast Victorian spandrels

Specification

- High eaves (5'7") for more space
- Extremely strong cedar framework
- Toughened safety glass & screw in bar capping as standard
- Wide single door with lock and low threshold
- Victorian style aluminium guttering plus downpipes
- Auto-vents included (see table)
- 10 year framework guarantee



Note all prices shown are the net discounted prices incl VAT at 20%.

Nominal base length Actual base length (B)	6'6" 1956mm	8'5" 2586mm	10'6" 3216mm	12'6" 3846mm	14' 4476mm	16'8" 5087mm	18' 5736mm	20'10" 6347mm	8'3" EXTENSION 2520mm
No of roof vents (automatic)	One	Two	Three	Four	Four	Four	Five	Six	Two
Large pane toughened safety glass	✓	✓	✓	✓	✓	✓	✓	✓	✓
No of louvre side vents	One	One	Two	Two	Three	Three	Four	Four	Two
Greenhouse Price	£8199	£8999	£9799	£10599	£11399	£12199	£12999	£13799	£3200
Product ID	ID 4807	ID 4891	ID 4893	ID 4854	ID 4902	ID 5246	ID 6780	ID 4894	N/A
2 slat (12") wide Aluminium Shelf (Moss)	£220	£270	£320	£370	£420	£470	£520	£570	£200
4 slat (25") wide Aluminium Staging (Moss)	£280	£360	£440	£520	£600	£680	£760	£840	£320
Aluminium bar capping system (Moss)	£350	£400	£450	£500	£550	£600	£650	£700	£100
Victorian Cresting (Moss)	£240	£320	£400	£480	£560	£640	£720	£800	£320

Automatic Roof Vents included as standard (see table for quantity)

Cedar capping system

Auto-louvre £45

Options

- Extra roof vents including auto opener £158
- Louvre side vents £227
- Hanging basket brackets (10) (Moss) £29
- Internal blinds per 2' section £136
- Auto-louvre £45
- Internal Partition with door £2999
(All partitions are glass to ground with cedar capping)
- Extra door £599

Upgrade to Aluminium bar capping

Alton models come with a Cedar capping system to retain the glass.

You can upgrade this to an aluminium system which is coated in an attractive powdercoated Moss colour. This makes your greenhouse virtually maintenance free.

6'5" Long ID 4807

8'5" Long ID 4891

10'6" Long ID 4893

12'7" Long ID 4854

14' Long ID 4902

16'8" Long ID 5246

18' Long ID 6780

20'10" Long ID 4894



VICTORIAN
WESTMINSTER
HB (Half Boarded)

This half boarded Westminster model ensures your greenhouse retains warmth, as the wooden panels insulate as well as having an attractive appearance.



Louvre side vents as standard (see table)



Cast Aluminium victorian spandrels



Door lock as standard



Staging & shelf

ALTON

Cedar Greenhouses

OAKHAM LW

10'9" Wide (3278mm)

- High eaves

• Toughened glass

• Cedar bar capping

• Guttering & Downpipes

• Auto-vents

• Ground level door threshold

• Cast Victorian spandrels

Specification

- High eaves (5'7") for more space

• Extremely strong cedar framework

• Toughened safety glass & screw in bar capping as standard

• Wide single door with lock and low threshold

• Victorian style aluminium guttering plus downpipes

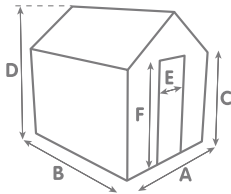
• Auto-vents included (see table)

• 10 year framework guarantee



Note all prices shown are the net discounted prices incl VAT at 20%.

Nominal base length Actual base length (B)	6'6" 1956mm	8'5" 2586mm	10'6" 3216mm	12'6" 3846mm	14' 4476mm	16'8" 5087mm	18' 5736mm	20'10" 6347mm	8'3" EXTENSION 2520mm
No of roof vents (automatic)	One	Two	Three	Four	Four	Four	Five	Six	Two
Large pane toughened safety glass	✓	✓	✓	✓	✓	✓	✓	✓	✓
No of louvre side vents	One	One	Two	Two	Three	Three	Four	Four	Two
Greenhouse Price	£7199	£7899	£8599	£9299	£9999	£10699	£11399	£12099	£2800
Product ID	ID 4832	ID 4903	ID 4905	ID 4906	ID 4907	ID 5283	ID 5489	ID 5242	N/A
2 slat (12") wide Aluminium Shelf (Moss)	£220	£270	£320	£370	£420	£470	£520	£570	£200
4 slat (25") wide Aluminium Staging (Moss)	£280	£360	£440	£520	£600	£680	£760	£840	£320
Aluminium bar capping system (Moss)	£350	£400	£450	£500	£550	£600	£650	£700	£100
Victorian Cresting (Moss)	£240	£320	£400	£480	£560	£640	£720	£800	£320



Dimensions
A = 3278mm (10'9")
B = See Table
C = 1708mm (5'7")
D = 3384mm (11'1")
E = 719mm (28")
F = 2012mm (6'7")



Victorian spandrels



Low level door threshold



Guttering and downpipes



VICTORIAN
OAKHAM
LW (Low Wall)

This Oakham model sits on a 750mm height low wall. Please only build the brick base once you are in possession of the official base plan.

Automatic Roof Vents included as standard (see table for quantity)

Cedar capping system

Auto-louvre £45

Options

- Extra roof vents including auto opener £158
- Louvre side vents £227
- Hanging basket brackets (10) (Moss) £29
- Internal blinds per 2' section £136
- Auto-louvre £45
- Internal Partition with door £2999
(All partitions are glass to ground with cedar capping)
- Extra door £599



Upgrade to Aluminium bar capping

Alton models come with a Cedar capping system to retain the glass.

You can upgrade this to an aluminium system which is coated in an attractive powdercoated Moss colour. This makes your greenhouse virtually maintenance free.



6'5" Long ID 4832



8'5" Long ID 4903



10'6" Long ID 4905



12'7" Long ID 4906



14' Long ID 4907



16'8" Long ID 5283



18' Long ID 5489



20'10" Long ID 5242

ALTON

Cedar Greenhouses

LANCING GG

10'9" Wide (3278mm)

- High eaves

• Toughened glass

• Cedar bar capping

• Guttering & Downpipes

• Auto-vents

• Ground level door threshold

• Cast Victorian spandrels

Specification

- High eaves (5'7") for more space

• Extremely strong cedar framework

• Toughened safety glass & screw in bar capping as standard

• Wide single door with lock and low threshold

• Victorian style aluminium guttering plus downpipes

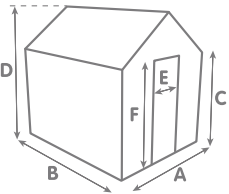
• Auto-vents included (see table)

• 10 year framework guarantee



Note all prices shown are the net discounted prices incl VAT at 20%.

Nominal base length Actual base length (B)	6'6" 1956mm	8'5" 2586mm	10'6" 3216mm	12'6" 3846mm	14' 4476mm	16'8" 5087mm	18' 5736mm	20'10" 6347mm	8'3" EXTENSION 2520mm
No of roof vents (automatic)	One	Two	Three	Four	Four	Four	Five	Six	Two
Large pane toughened safety glass	✓	✓	✓	✓	✓	✓	✓	✓	✓
No of louvre side vents	One	One	Two	Two	Three	Three	Four	Four	Two
Greenhouse Price	£7199	£7899	£8599	£9299	£9999	£10699	£11399	£12099	£2800
Product ID	ID 4833	ID 4908	ID 5453	ID 4879	ID 6931	N/A	ID 9350	ID 15008	N/A
2 slat (12") wide Aluminium Shelf (Moss)	£220	£270	£320	£370	£420	£470	£520	£570	£200
4 slat (25") wide Aluminium Staging (Moss)	£280	£360	£440	£520	£600	£680	£760	£840	£320
Aluminium bar capping system (Moss)	£350	£400	£450	£500	£550	£600	£650	£700	£100
Victorian Cresting (Moss)	£240	£320	£400	£480	£560	£640	£720	£800	£320



Dimensions
A = 3278mm (10'9")
B = See Table
C = 1708mm (5'7")
D = 3384mm (11'1")
E = 719mm (28")
F = 2012mm (6'7")



Victorian spandrels



Low level door threshold



Guttering and downpipes



VICTORIAN
LANCING
GG (Glass to Ground)

This glass to ground Lancing model allows more light to plants at lower levels and of course, has less wood exposed to the elements.

Automatic Roof Vents included as standard (see table for quantity)

Cedar capping system

Auto-louvre £45

Options

- Extra roof vents including auto opener £158
- Louvre side vents £227
- Hanging basket brackets (10) (Moss) £29
- Internal blinds per 2' section £136
- Auto-louvre £45
- Internal Partition with door £2999
(All partitions are glass to ground with cedar capping)
- Extra door £599



Upgrade to Aluminium bar capping

Alton models come with a Cedar capping system to retain the glass.

You can upgrade this to an aluminium system which is coated in an attractive powdercoated Moss colour. This makes your greenhouse virtually maintenance free.



6'5" Long ID 4833



8'5" Long ID 4908



10'6" Long ID 5453



12'7" Long ID 4879



14' Long ID 6931



16'8" Long ID N/A



18' Long ID 9350



20'10" Long ID 15008



Can you assemble the greenhouse for me?

All Alton greenhouses are sold on a 'self-assembly' basis, and will be delivered in a flat packed kit format. However, we do recommend that you engage an experienced greenhouse fitter to assemble the greenhouse for you. Your local Agent will be able to arrange this for you.

You don't need any joinery skills to assemble an Alton greenhouse. All the jointing and all the cutting is done in the factory so its just a question of slotting together and screwing.

Delivery times

Your greenhouse will be hand made to order and delivery times vary throughout the year.

Delivery costs

Mainland UK **FREE** delivery, except postcodes AB, DD, IV, KW, PH and TR +£100. For off-shore, we can put the whole greenhouse onto an 'export pallet' and deliver to a mainland address for a cost of £250. Any shortages can only be sent to mainland address. Accessories ordered alone will attract a carriage charge of £4.95.

Guarantee

Your Alton greenhouse comes with a free 10 year frame guarantee. This covers the cedar framework against faulty manufacture. Moving parts are guaranteed for 12 months. Exclusions include : glazing, wind damage, Labour, and accidental damage. Alton greenhouses are delivered in a totally natural cedar colour but we do factory treat with a clear wood preservative- there is no need to re-treat it unless you particularly want to -your frame is guaranteed against rot for 10 years, as long as you clean it once a year.

Where can I order my greenhouse

From your local Agent - to find your nearest, please enter your postcode into the website:

www.altongreenhouses.com

Please note that no greenhouse is 100% waterproof, and we do not recommend that non-greenhouse items such as soft furnishings are used in a greenhouse.
E&O E.



ALTON

Summerhouse Range





Western Red Cedar Cladding

All the cladding, windows, doors and external trims are made from 100% Western Red Cedar from Canada. This is the traditional timber used for garden buildings and greenhouses because it is very stable (i.e. doesn't warp or twist) and extremely naturally resistant to rot. The colour of cedar varies naturally within the same tree between almost white through pinky orange colours, to a rich brown colour. All these natural colours are on display on your summerhouse, as we don't mask them by putting a horrible orange stain on.

Factory Treatment

We treat all these summerhouses with an oil based wood protector in our workshops. However the treatment is completely clear so that it doesn't ruin the natural appearance of the wood. You can, of course, treat your summerhouse if you want it to be a particular colour, but if you leave it to naturally mature, it will go an attractive silvery-grey colour which can look quite in place in your garden. You can re-treat with clear any time to increase the lifespan, but even if you don't treat it again your cedar should last for many years as long as you keep it clean. For the longest possible life, we recommend that you apply an oil based treatment every couple of years and clean it every year.

Full Sheet Glass as Standard

All of our summerhouses come with full sheet toughened safety glass as standard.

Top Quality Door & Window Furniture

All in a satin-chrome finish, the window catches, door hinges, bolts and door hooks are of a noticeably higher quality than the industry standard.

Felt Roof as Standard

Every summerhouse comes with black polyester mineral felt included. This will require replacing every few years if it is exposed to the weather.

Optional Georgian Windows & Doors

Made by skilled craftsmen, in our own workshops from Western red cedar and glazed with toughened safety glass.

Optional Cedar Slatted Roof

The optional cedar slatted roof not only makes your summerhouse more attractive, it also covers over the roofing felt and cedar trims at the bottom of the roof. This means that your felt will not be exposed to the elements and therefore will last for far longer. We highly recommend this option as worth the money in the long run.



Black felt roof (standard)



Cedar slatted roof (optional)



Locking Door

Whether single or double, your summerhouse door will be fitted with a proper 3 lever mortice lock, so you can safely lock your contents away.

Heavy Duty Thermowood Flooring

Thermowood heat treated. This means that they have been baked in an oven which changes the cell structure of the wood and kills nasties making it extremely stable and long lasting. Underneath are pressure treated bearers. You can of course, add your own flooring on top such as laminate if a better finish is required.

Redwood Framing

The internal framework of your summerhouse is made from redwood of various thickness including 69x44 for the roof joists. Roof joists are machined at both ends and fit together easily with the purposely designed galvanised steel boss, which adds strength and makes assembly far easier, because everything lines up so well.

Plywood Roof

The plywood roof gives a nice neat surface to the inside of the roof and creates less of a 'shed' feel than boards which are commonly used on other kinds of summerhouse. Made from natural hardwoods, the colour can vary, which creates a similar effect to the cedar wall cladding, with its warm and varying colours. Excludes the Fairford model.

Extra Wide Corner Caps

The roof trims and side corner trims are all shaped, cut to size and pre-drilled. This saves time, makes self-assembly easier and automatically creates a neater finish to the building. The extra wide side corner trims are profiled to fit the corner and the extra-wide width will cover most of the cladding nails that are near to the edge of the panel, so it makes for a far more attractive building. Many other summerhouses on the market provide a thin flat cap for the corners (you can understand why – the ones that we make can cost up to six times as much). A proper wide capping like this will last longer and look good for years.

Stainless Steel Fixings

All the nails in the cladding and all the externally used screws that we provide are stainless steel. This helps to prevent unsightly black stains dribbling from rusty nails that you see on most sheds after a year or two (particularly with cedar wood which is naturally acidic).





6x6 Alton Shipton

Specifications

- Western red cedar cladding
- Sturdy Redwood frame
- 21mm thick Thermowood floorboards with tanalised bearers
- Full sheet glazing (2 fixed, 2 opening)
- Toughened glass
- Single door with mortice lock
- Satin chrome door & window furniture
- Black polyester mineral felt as standard
- Factory applied oil-based treatment

Options

Cedar slatted roof
Georgian windows
and door



Stainless steel hinges



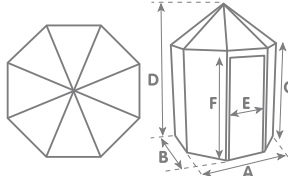
Optional Georgian windows



Internal roof structure

Dimensions

- A = 1920mm (6'3")
- B = 1920mm (6'3")
- C = 1949mm (6'5")
- D = 2492mm (8'2")
- E = 666mm (2'2")
- F = 1793mm (5'10")



PRODUCT ID 16671

6x6 Shipton
Felt Roof **£3999**



Optional Cedar Slatted Roof **£999**
Optional Georgian
Windows and Door **£599**



PRODUCT ID 5853

Shown with standard windows and door and
optional Cedar Slatted Roof. Total Price **£4998**



6x8 Alton Chatsworth

Specifications

- Western red cedar cladding
- Sturdy Redwood frame
- 21mm thick Thermowood floorboards with tanalised bearers
- Full sheet glazing (2 fixed, 2 opening)
- Toughened glass
- Double doors with mortice lock
- Satin chrome door & window furniture
- Black polyester mineral felt as standard
- Factory applied oil-based treatment

Options

Cedar slatted roof
Georgian windows
and doors



Stainless steel hinges



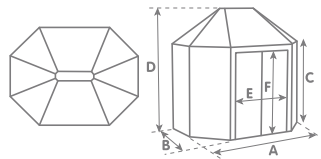
Optional Georgian windows



Internal roof structure

Dimensions

A = 2482mm (8'2")
B = 1920mm (6'3")
C = 1949mm (6'5")
D = 2492mm (8'2")
E = 1227mm (4')
F = 1793mm (5'10")



PRODUCT ID 16682

6x8 Chatsworth
Felt Roof **£4999**



Optional Cedar Slatted Roof **£1099**
Optional Georgian
Windows and Doors **£699**



PRODUCT ID 5855

Shown with standard felt roof and Georgian
Windows and Doors. Total price **£5698**



8x8 Alton Tetbury

Specifications

- Western red cedar cladding
- Sturdy Redwood frame
- 21mm thick Thermowood floorboards with tanalised bearers
- Full sheet glazing (2 fixed, 2 opening)
- Toughened glass
- Single door with mortice lock
- Satin chrome door & window furniture
- Black polyester mineral felt as standard
- Factory applied oil-based treatment

Options

Cedar slatted roof
Georgian windows
and door



Stainless steel hinges



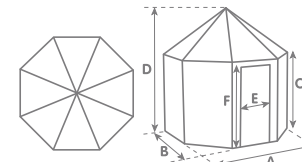
Optional Georgian windows



Internal roof structure

Dimensions

A = 2508mm (8'3")
B = 2508mm (8'3")
C = 1949mm (6'5")
D = 2630mm (8'7")
E = 666mm (2'2")
F = 1793mm (5'10")



PRODUCT ID 16684

8x8 Tetbury
Felt Roof **£5999**



Optional Cedar Slatted Roof **£1299**
Optional Georgian
Windows and Door **£599**



PRODUCT ID 5857

Shown with optional Cedar Slatted Roof and
Georgian Windows and Door. Total Price **£7897**



8x9 Alton Mickleton

Specifications

- Western red cedar cladding
- Sturdy Redwood frame
- 21mm thick Thermowood floorboards with tanalised bearers
- Full sheet glazing (2 fixed, 2 opening)
- Toughened glass
- Double doors with mortice lock
- Satin chrome door & window furniture
- Black polyester mineral felt as standard
- Factory applied oil-based treatment

Options

Cedar slatted roof
Georgian windows
and doors



Stainless steel hinges



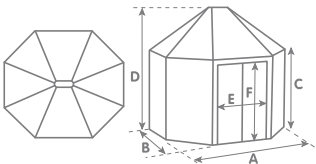
Optional Georgian windows



Internal roof structure

Dimensions

- A = 2826mm (9'3")
- B = 2508mm (8'3")
- C = 1949mm (6'5")
- D = 2630mm (8'7")
- E = 1227mm (4')
- F = 1793mm (5'10")



PRODUCT ID 16683

8x9 Mickleton
Felt Roof **£6999**



Optional Cedar Slatted Roof **£1399**
Optional Georgian
Windows and Doors **£699**



PRODUCT ID 5859

Shown with optional Cedar Slatted Roof and
Georgian Windows and Doors. Total Price **£9097**



10x10 Alton Broadwell

Specifications

- Western red cedar cladding
- Sturdy Redwood frame
- 21mm thick Thermowood floorboards with tanalised bearers
- Full sheet glazing (2 fixed, 2 opening)
- Toughened glass
- Double doors with mortice lock
- Satin chrome door & window furniture
- Black polyester mineral felt as standard
- Factory applied oil-based treatment

Options

Cedar slatted roof
Georgian windows
and doors



Stainless steel hinges



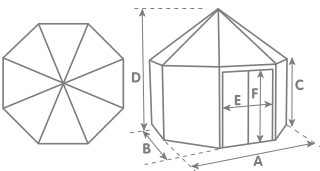
Optional Georgian windows



Internal roof structure

Dimensions

- A = 3267mm (10'9")
- B = 3267mm (10'9")
- C = 1949mm (6'5")
- D = 2788mm (9'2")
- E = 1227mm (4')
- F = 1793mm (5'10")



PRODUCT ID 16685

10x10 Broadwell
Felt Roof **£7999**



Optional Cedar Slatted Roof **£1799**
Optional Georgian
Windows and Doors **£799**



PRODUCT ID 5861

Shown with standard felt roof and Georgian
Windows and Doors. Total price **£5698**

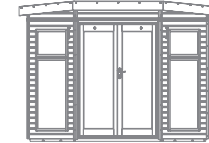
Note: Each of the 4 glazed panels has one fixed window and one opening (i.e. slightly different from above photo).




Fairford Corner Summerhouse

Specifications

- 2 Sizes available
- Western red cedar cladding
- Sturdy Redwood frame
- 21mm thick Thermowood floor board with tanalised bearers
- Longline windows with top opening
- Toughened safety glass
- Double doors with mortice lock
- Satin chrome door & window furniture
- Factory applied clear treatment
- Black polyester mineral felt as standard



Stainless steel hinges



Satin chrome door arm



Locking door

Dimensions 7x7

- A = 2244mm (7'4")
- B = 2244mm (7'4")
- C = 2018mm (6'7")
- D = 2253mm (7'4")
- E = 1227mm (4')
- F = 1793mm (5'10")

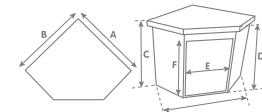
Dimensions 8x8

- A = 2550mm (8'4")
- B = 2550mm (8'4")
- C = 2018mm (6'7")
- D = 2300mm (7'5")
- E = 1227mm (4')
- F = 1793mm (5'10")

Dimensions include overhang

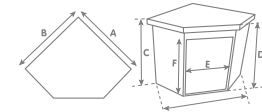
Fairford Medium 7'4"x7'4" £4999

PRODUCT ID 9757



Fairford Large 8'4"x8'4" £5999

PRODUCT ID 9758



PRODUCT ID 9757



Base preparation

We recommend that you prepare a nice firm level base for your new summerhouse. Level paving slabs would be ideal.

Assembly service

All Alton summerhouses are delivered in pre-assembled panels, for a straightforward self assembly. A lot of thought has gone into the design to enable it to be easily assembled on site. For example, the unique ridge bracket has a little lip that slots into the roof bars, to ensure that they can only be assembled in the correct way first time. All the doors and windows are glazed and fitted. You don't need joinery skills to assemble an Alton Summerhouse, all the difficult bits are done in the factory. If you would prefer to have your summerhouse professionally assembled, then your local dealer will be able to quote for that service.



How are they delivered?

Your summerhouse will be delivered in a palletised format, and is therefore officially a kerbside delivery. Please check the website for the latest lead times.

Treatment

Your summerhouse will be factory treated in a clear, oil based wood protector, which enables the natural cedar colours to show through beautifully when your building is new. In time, the wood will naturally weather to a silvery-grey colour, which is how many customers like to keep their summerhouse for a natural look. You can of course paint or stain your summerhouse as soon as you get it or after a year or so when it has weathered down.

Maintenance

All the external areas of wood on your summerhouse (except the floor which is tanalised redwood) are made from Western red Cedar. A timber famed for its natural resistance to rot. We recommend that you clean the summerhouse every year to avoid any build up of Algae, and re-apply a good oil-based treatment every two or three years. If you have a felt roof, this will need replacing every few years.

Guarantee

Your Alton Summerhouse comes with a 2 year structural frame guarantee. Moving parts have a 12 months guarantee. Exclusions include: glazing, wind damage, labour and accidental damage.



Where can I order my new Alton Summerhouse?

From your local agent- To find your nearest, please enter your postcode onto the website:

www.altongreenhouses.com



Cedar Greenhouses

www.altongreenhouses.com

100 display sites throughout the UK

Your local agent:



Made in the United Kingdom